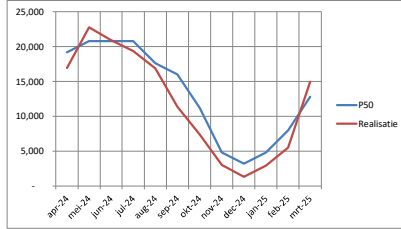
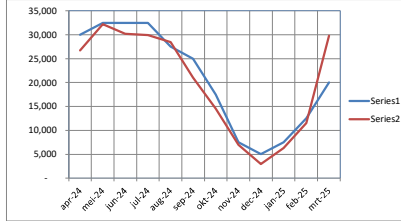


Kenmerwind: maandelijkse opbrengsten ZON in kWh tot en met mrt 2025

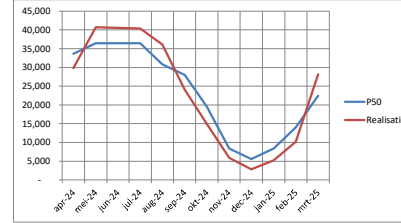
Zonne-project Manege Waarland			
%	maand	kWh	
		PS0	realisatie
zondex			
0.1200	apr-24	19.200	16.922
0.1300	mei-24	20.800	22.786
0.1300	jun-24	20.800	20.929
0.1300	jul-24	20.800	19.390
0.1100	aug-24	17.600	16.903
0.1000	sep-24	16.000	11.363
0.0700	okt-24	11.200	7.266
0.0300	nov-24	4.800	3.940
0.0200	dec-24	3.200	1.332
0.0300	jan-25	4.800	2.927
0.0500	feb-25	8.000	5.511
0.0800	mrt-25	12.800	14.973
	jaar	160.000	143,442



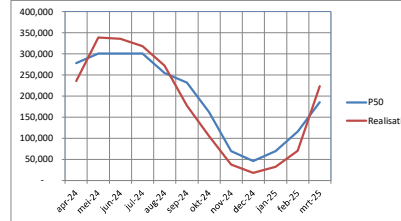
Zonne-project dak Burgerbrug			
%	maand	kWh	
		PS0	realisatie
zondex			
0.1200	apr-24	30.000	26.689
0.1300	mei-24	33.500	32.244
0.1300	jun-24	32.500	30.179
0.1300	jul-24	32.500	29.894
0.1100	aug-24	27.500	28.471
0.1000	sep-24	25.000	21.008
0.0700	okt-24	17.500	14.526
0.0300	nov-24	7.500	6.976
0.0200	dec-24	5.000	2.923
0.0300	jan-25	7.500	6.284
0.0500	feb-25	12.500	11.509
0.0800	mrt-25	20.000	29.833
	jaar	250.000	240,505



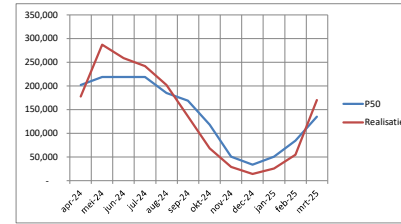
Zonne-project dak Schagerbrug			
%	maand	kWh	
		PS0	realisatie
zondex			
0.1200	apr-24	33.600	29.755
0.1300	mei-24	36.400	40.688
0.1300	jun-24	36.400	40.532
0.1300	jul-24	36.400	40.340
0.1100	aug-24	30.800	36.078
0.1000	sep-24	28.000	24.026
0.0700	okt-24	19.600	14.916
0.0300	nov-24	8.400	5.872
0.0200	dec-24	5.600	2.827
0.0300	jan-25	8.400	5.207
0.0500	feb-25	14.000	10.184
0.0800	mrt-25	22.400	28.168
	jaar	380.000	278,603



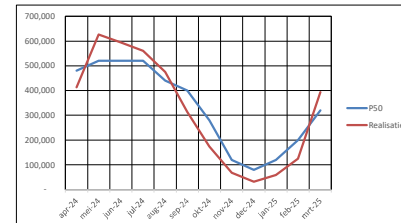
Zonnepark BvB zone A			
%	maand	kWh	
		PS0	realisatie
zondex			
0.1200	apr-24	272.800	235.615
0.1300	mei-24	300.950	338.964
0.1300	jun-24	300.950	335.932
0.1300	jul-24	300.950	318.391
0.1100	aug-24	254.650	272.311
0.1000	sep-24	234.500	177.349
0.0700	okt-24	163.050	105.307
0.0300	nov-24	69.450	37.973
0.0200	dec-24	46.300	18.003
0.0300	jan-25	69.450	32.575
0.0500	feb-25	115.750	70.531
0.0800	mrt-25	185.200	232.224
	jaar	2.315.000	2.166.145



Zonnepark BvB zone B			
%	maand	kWh	
		PS0	realisatie
zondex			
0.1200	apr-24	202.200	177.905
0.1300	mei-24	219.050	286.820
0.1300	jun-24	219.050	258.482
0.1300	jul-24	219.050	241.798
0.1100	aug-24	185.350	202.258
0.1000	sep-24	168.500	125.613
0.0700	okt-24	117.950	68.696
0.0300	nov-24	50.550	29.318
0.0200	dec-24	33.700	14.688
0.0300	jan-25	50.550	25.703
0.0500	feb-25	84.250	54.619
0.0800	mrt-25	134.800	170.636
	jaar	1.685.000	1.665.736



Totaal ZONNEPARK BvB			
%	maand	kWh	
		PS0	realisatie
windex			
	apr-24	480.000	413.520
	mei-24	520.000	625.784
	jun-24	520.000	594.414
	jul-24	520.000	560.189
	aug-24	440.000	474.369
	sep-24	400.000	313.132
	okt-24	280.000	173.803
	nov-24	120.000	67.291
	dec-24	80.000	32.091
	jan-25	120.000	58.278
	feb-25	200.000	125.150
	mrt-25	320.000	393.660
	jaar	4.000.000	3.831.881



Totaal ZON Kenmerwind			
%	maand	kWh	
		PS0	realisatie
windex			
	apr-24	563.800	486.885
	mei-24	609.700	721.482
	jun-24	609.700	686.054
	jul-24	609.700	649.813
	aug-24	515.900	556.021
	sep-24	469.000	369.579
	okt-24	328.300	210.611
	nov-24	140.700	83.179
	dec-24	93.800	39.173
	jan-25	140.700	72.696
	feb-25	234.500	132.254
	mrt-25	375.200	466.024
	jaar	4.690.000	4.494.431

