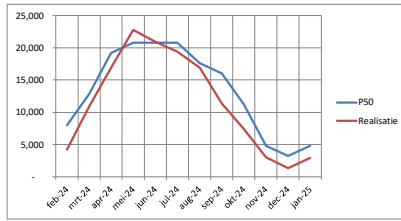
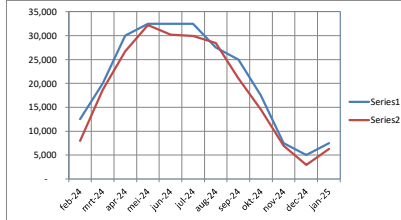


Kenmerwind: maandelijkse opbrengsten ZON in kWh tot en met jan 2025

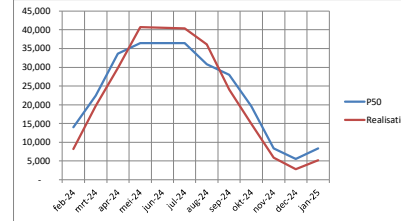
Zonne-project Manege Waarland				
%	maand	kWh		zondex
		PS0	realisatie	
0.0500	feb-24	8.000	4.216	
0.0800	mrt-24	12.800	10.667	
0.1300	apr-24	19.200	16.922	
0.1300	mei-24	20.800	22.786	
0.1300	jun-24	20.800	20.929	
0.1300	jul-24	20.800	19.390	
0.1100	aug-24	17.600	16.903	
0.1000	sep-24	16.000	11.363	
0.0700	okt-24	11.200	7.366	
0.0300	nov-24	4.800	3.040	
0.0200	dec-24	3.200	1.332	
0.0300	jan-25	4.800	2.927	
	jaar	160.000	138.041	



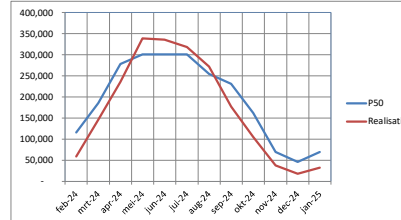
Zonne-project dak Burgerbrug				
%	maand	kWh		zondex
		PS0	realisatie	
0.0500	feb-24	12.500	7.980	
0.0800	mrt-24	20.000	18.687	
0.1300	apr-24	30.000	26.688	
0.1300	mei-24	32.500	32.214	
0.1300	jun-24	32.500	30.179	
0.1300	jul-24	32.500	29.894	
0.1100	aug-24	27.500	28.471	
0.1100	sep-24	25.000	21.668	
0.0700	okt-24	17.500	14.526	
0.0300	nov-24	7.500	6.976	
0.0200	dec-24	5.000	2.923	
0.0300	jan-25	7.500	6.284	
	jaar	250.000	225.830	



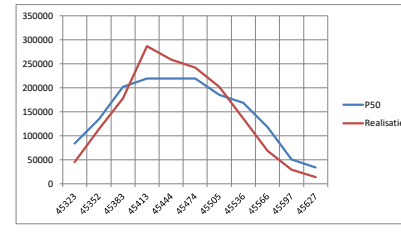
Zonne-project dak Schagerbrug				
%	maand	kWh		zondex
		PS0	realisatie	
0.0500	feb-24	14.000	8.231	
0.0800	mrt-24	22.400	19.687	
0.1300	apr-24	33.600	29.755	
0.1300	mei-24	36.400	40.698	
0.1300	jun-24	36.400	40.532	
0.1300	jul-24	36.400	40.340	
0.1100	aug-24	30.800	36.078	
0.1100	sep-24	28.000	24.026	
0.0700	okt-24	19.600	14.516	
0.0300	nov-24	8.400	5.872	
0.0200	dec-24	5.600	2.827	
0.0300	jan-25	8.400	5.207	
	jaar	280.000	268.169	



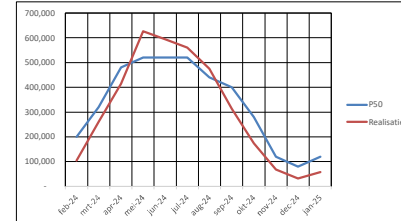
Zonnepark BvB zone A				
%	maand	kWh		zondex
		PS0	realisatie	
0.0500	feb-24	115.750	58.938	
0.0800	mrt-24	185.200	146.688	
0.1300	apr-24	277.800	235.615	
0.1300	mei-24	300.950	338.964	
0.1300	jun-24	300.950	335.932	
0.1300	jul-24	300.950	318.391	
0.1100	aug-24	254.600	272.311	
0.1100	sep-24	231.500	177.316	
0.0700	okt-24	162.050	105.307	
0.0300	nov-24	69.450	37.973	
0.0200	dec-24	46.300	18.003	
0.0300	jan-25	69.450	32.575	
	jaar	2.315.000	2.077.626	



Zonnepark BvB zone B				
%	maand	kWh		zondex
		PS0	realisatie	
0.0500	feb-24	84.250	45.448	
0.0800	mrt-24	134.800	113.860	
0.1300	apr-24	202.200	177.905	
0.1300	mei-24	219.050	286.820	
0.1300	jun-24	219.050	258.482	
0.1100	jul-24	219.050	241.788	
0.1100	aug-24	185.350	202.258	
0.1000	sep-24	168.500	135.813	
0.0700	okt-24	117.950	68.496	
0.0300	nov-24	50.550	29.318	
0.0200	dec-24	33.700	14.088	
0.0300	jan-25	50.550	25.702	
	jaar	1.685.000	1.599.989	



Totaal ZONNENPARK BvB				
%	maand	kWh		windex
		PS0	realisatie	
	feb-24	200.000	104.386	
	mrt-24	320.000	260.548	
	apr-24	480.000	413.520	
	mei-24	520.000	625.784	
	jun-24	520.000	594.414	
	jul-24	520.000	560.189	
	aug-24	440.000	474.369	
	sep-24	400.000	313.132	
	okt-24	280.000	173.803	
	nov-24	120.000	67.291	
	dec-24	80.000	32.091	
	jan-25	120.000	58.278	
	jaar	4.000.000	3.677.815	



Totaal ZON Kenmerwind				
%	maand	kWh		windex
		PS0	realisatie	
	feb-24	234.500	124.813	
	mrt-24	375.200	809.599	
	apr-24	562.800	496.885	
	mei-24	609.700	721.482	
	jun-24	609.700	686.054	
	jul-24	609.700	649.813	
	aug-24	515.900	556.021	
	sep-24	409.000	369.529	
	okt-24	378.300	210.611	
	nov-24	140.700	83.179	
	dec-24	93.800	39.173	
	jan-25	140.700	72.696	
	jaar	4.690.000	4.309.855	

