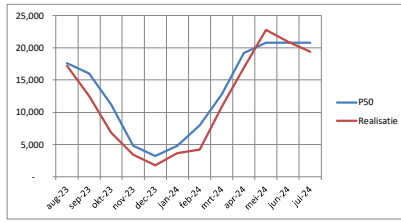
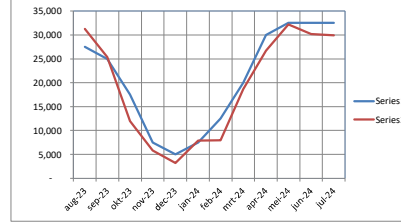


Kenmerwind: maandelijkse opbrengsten ZON in kWh tot en met juli 2024

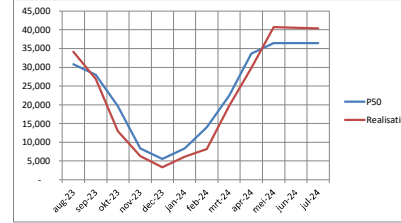
Zonne-project Manege Waarland				
%	maand	kWh		zondex
		PS0	realisatie	
0.1100	aug-23	17.600	17.227	
0.1100	sep-23	16.000	12.559	
0.0700	okt-23	15.200	6.845	
0.0300	nov-23	4.800	3.411	
0.0200	dec-23	3.200	1.790	
0.0300	jan-24	4.800	3.671	
0.0500	feb-24	8.000	4.216	
0.0800	mrt-24	12.800	10.867	
0.1300	apr-24	19.200	16.522	
0.1300	mei-24	20.800	22.786	
0.1300	jun-24	20.800	20.929	
0.1300	jul-24	20.800	19.390	
	jaar	160.000	140.613	



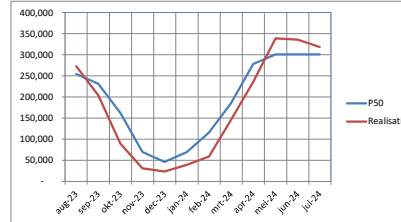
Zonne-project dak Burgerbrug				
%	maand	kWh		zondex
		PS0	realisatie	
0.1100	aug-23	27.500	31.226	
0.1000	sep-23	25.000	25.362	
0.0700	okt-23	17.500	11.983	
0.0300	nov-23	7.500	5.833	
0.0200	dec-23	5.000	3.214	
0.0300	jan-24	7.500	7.887	
0.0500	feb-24	12.500	7.980	
0.0800	mrt-24	20.000	18.687	
0.1300	apr-24	30.000	26.688	
0.1300	mei-24	32.500	32.214	
0.1300	jun-24	32.500	30.179	
0.1300	jul-24	32.500	29.894	
	jaar	250.000	231.147	



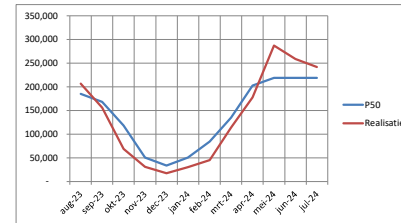
Zonne-project dak Schagerbrug				
%	maand	kWh		zondex
		PS0	realisatie	
0.1100	aug-23	30.800	34.103	
0.1000	sep-23	28.000	26.841	
0.0700	okt-23	19.600	12.968	
0.0300	nov-23	8.400	6.376	
0.0200	dec-23	5.600	3.380	
0.0300	jan-24	8.400	6.139	
0.0500	feb-24	14.000	8.231	
0.0800	mrt-24	22.400	19.687	
0.1300	apr-24	33.600	29.755	
0.1300	mei-24	36.400	40.698	
0.1300	jun-24	36.400	40.532	
0.1300	jul-24	36.400	40.340	
	jaar	280.000	269.052	



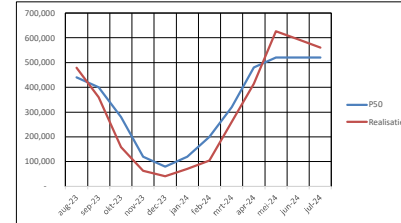
Zonnepark BvB zone A				
%	maand	kWh		zondex
		PS0	realisatie	
0.1100	aug-23	254.650	273.096	
0.1000	sep-23	231.500	203.640	
0.0700	okt-23	162.050	89.447	
0.0300	nov-23	69.450	31.166	
0.0200	dec-23	46.300	23.248	
0.0300	jan-24	69.450	39.663	
0.0500	feb-24	116.750	58.938	
0.0800	mrt-24	185.200	146.698	
0.1300	apr-24	277.800	235.615	
0.1300	mei-24	300.950	338.964	
0.1300	jun-24	300.950	335.932	
0.1300	jul-24	300.950	318.391	
	jaar	2.315.000	2.094.998	



Zonnepark BvB zone B				
%	maand	kWh		zondex
		PS0	realisatie	
0.1100	aug-23	186.350	206.341	
0.1000	sep-23	168.500	155.896	
0.0700	okt-23	117.950	68.496	
0.0300	nov-23	50.550	31.206	
0.0200	dec-23	33.700	17.707	
0.0300	jan-24	50.550	30.276	
0.0500	feb-24	84.250	45.448	
0.0800	mrt-24	134.800	113.860	
0.1300	apr-24	202.200	177.905	
0.1300	mei-24	219.050	286.820	
0.1300	jun-24	219.050	258.482	
0.1300	jul-24	219.050	241.798	
	jaar	1.685.000	1.634.195	



Totaal ZONNENPARK BvB				
%	maand	kWh		windex
		PS0	realisatie	
	aug-23	440.000	479.437	
	sep-23	400.000	359.536	
	okt-23	280.000	157.943	
	nov-23	120.000	62.372	
	dec-23	80.000	40.955	
	jan-24	120.000	69.899	
	feb-24	200.000	104.386	
	mrt-24	230.000	260.258	
	apr-24	480.000	413.520	
	mei-24	520.000	625.784	
	jun-24	520.000	594.414	
	jul-24	520.000	560.189	
	jaar	4.000.000	3.728.793	



Totaal ZON Kenmerwind				
%	maand	kWh		windex
		PS0	realisatie	
	aug-23	515.900	561.993	
	sep-23	489.000	424.300	
	okt-23	238.200	389.739	
	nov-23	140.700	77.992	
	dec-23	93.800	49.339	
	jan-24	140.700	87.596	
	feb-24	234.500	124.813	
	mrt-24	375.200	309.599	
	apr-24	562.800	686.885	
	mei-24	609.700	721.482	
	jun-24	609.700	686.054	
	jul-24	609.700	649.813	
	jaar	4.690.000	4.369.605	

