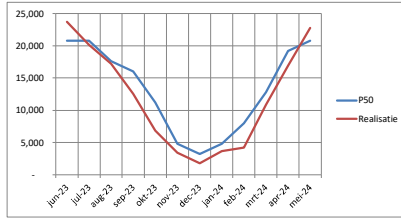
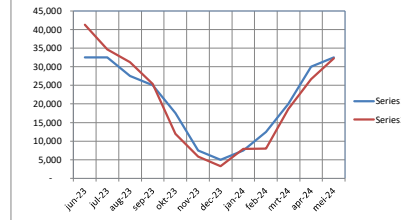


**Kenmerwind: maandelijkse opbrengsten ZON in kWh tot en met mei 2024**

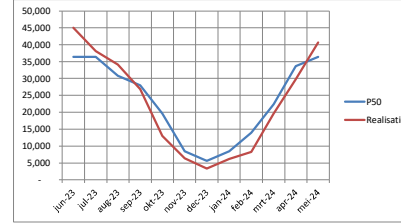
Zonne-project Manege Waarland				
%	maand	kWh		
		PS0	realisatie	
zondex				
0.1300	jun-23	20.800	23.712	
0.1300	jul-23	20.800	20.146	
0.1100	aug-23	17.600	17.227	
0.1000	sep-23	16.000	12.559	
0.0700	okt-23	11.200	6.845	
0.0300	nov-23	4.800	3.411	
0.0200	dec-23	3.200	1.790	
0.0300	jan-24	4.800	3.673	
0.0500	feb-24	8.000	4.216	
0.0800	mrt-24	12.800	10.857	
0.1200	apr-24	19.200	16.922	
0.1300	mei-24	20.800	22.786	
	jaar	160.000	144.192	



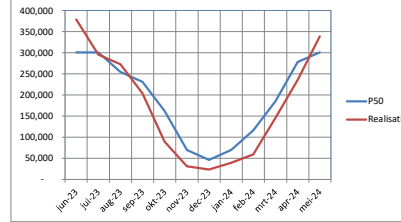
Zonne-project dak Burgerbrug				
%	maand	kWh		
		PS0	realisatie	
zondex				
0.1300	jun-23	32.500	41.258	
0.1300	jul-23	32.500	34.676	
0.1100	aug-23	27.500	31.236	
0.1000	sep-23	25.000	25.362	
0.0700	okt-23	17.500	11.583	
0.0300	nov-23	7.500	5.833	
0.0200	dec-23	5.000	3.214	
0.0300	jan-24	7.500	7.887	
0.0500	feb-24	12.500	7.980	
0.0800	mrt-24	20.000	18.687	
0.1200	apr-24	30.000	26.688	
0.1300	mei-24	32.500	32.214	
	jaar	250.000	247.008	



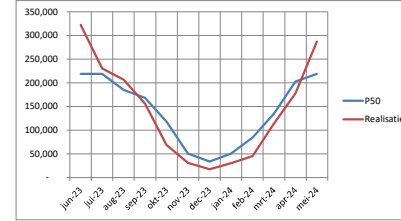
Zonne-project dak Schagerbrug				
%	maand	kWh		
		PS0	realisatie	
zondex				
0.1300	jun-23	36.400	45.021	
0.1300	jul-23	36.400	38.113	
0.1100	aug-23	30.800	34.103	
0.1000	sep-23	28.000	26.843	
0.0700	okt-23	19.600	12.968	
0.0300	nov-23	8.400	6.376	
0.0200	dec-23	5.600	3.280	
0.0300	jan-24	8.400	6.139	
0.0500	feb-24	14.000	8.231	
0.0800	mrt-24	22.400	19.687	
0.1200	apr-24	33.600	29.755	
0.1300	mei-24	36.400	40.698	
	jaar	280.000	271.314	



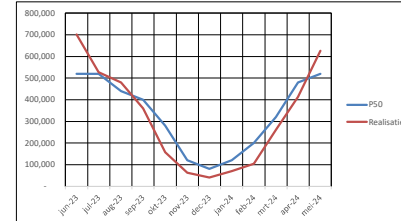
Zonnepark BvB zone A				
%	maand	kWh		
		PS0	realisatie	
zondex				
0.1300	jun-23	300.950	379.383	
0.1300	jul-23	300.950	286.614	
0.1100	aug-23	254.650	273.096	
0.1000	sep-23	231.500	203.640	
0.0700	okt-23	162.050	89.447	
0.0300	nov-23	69.450	31.166	
0.0200	dec-23	46.300	23.448	
0.0300	jan-24	69.450	39.663	
0.0500	feb-24	115.750	58.938	
0.0800	mrt-24	185.200	146.498	
0.1200	apr-24	277.800	235.615	
0.1300	mei-24	300.950	338.964	
	jaar	2.315.000	2.215.472	



Zonnepark BvB zone B				
%	maand	kWh		
		PS0	realisatie	
zondex				
0.1300	jun-23	219.050	322.204	
0.1300	jul-23	219.050	230.600	
0.1100	aug-23	185.350	206.341	
0.1000	sep-23	168.500	155.896	
0.0700	okt-23	117.950	68.496	
0.0300	nov-23	50.550	31.206	
0.0200	dec-23	33.200	17.707	
0.0300	jan-24	50.550	30.236	
0.0500	feb-24	84.250	45.448	
0.0800	mrt-24	134.800	113.860	
0.1200	apr-24	202.200	177.905	
0.1300	mei-24	219.050	286.820	
	jaar	1.465.950	1.399.899	



Totaal ZONNENPARK BvB				
%	maand	kWh		
		PS0	realisatie	
windex				
	jun-23	520.000	701.287	
	jul-23	520.000	516.614	
	aug-23	440.000	479.437	
	sep-23	400.000	359.536	
	okt-23	280.000	157.943	
	nov-23	120.000	62.372	
	dec-23	80.000	40.955	
	jan-24	120.000	69.899	
	feb-24	200.000	104.386	
	mrt-24	320.000	260.358	
	apr-24	480.000	413.520	
	mei-24	520.000	625.784	
	jaar	3.780.950	3.215.472	



Totaal ZON Kenmerwind				
%	maand	kWh		
		PS0	realisatie	
windex				
	jun-23	609.700	811.398	
	jul-23	609.700	619.569	
	aug-23	515.300	561.892	
	sep-23	469.000	424.300	
	okt-23	328.300	189.739	
	nov-23	140.700	77.992	
	dec-23	93.800	49.339	
	jan-24	140.700	87.596	
	feb-24	234.500	124.813	
	mrt-24	375.200	309.599	
	apr-24	562.800	486.885	
	mei-24	609.700	721.482	
	jaar	4.470.950	4.177.885	

