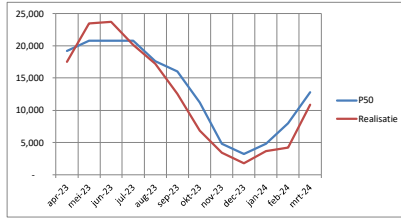
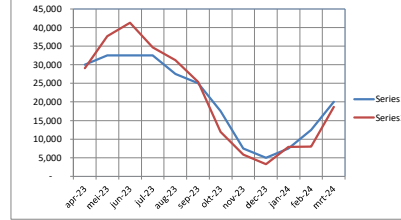


Kenmerkwind: maandelijkse opbrengsten ZON in kWh tot en met mrt 2024

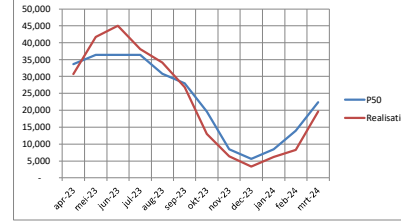
Zonne-project Manege Waarland			
%	maand	kWh	
		PSO	realisatie
zondex			
0.1200	apr-23	19.200	17.535
0.1300	mei-23	20.800	23.462
0.1300	jun-23	20.800	23.132
0.1300	jul-23	20.800	20.166
0.1100	aug-23	17.600	17.227
0.1000	sep-23	16.000	12.559
0.0700	okt-23	11.200	6.845
0.0300	nov-23	4.800	3.811
0.0200	dec-23	3.200	1.790
0.0300	jan-24	4.800	3.671
0.0500	feb-24	8.000	4.216
0.0800	mrt-24	12.800	10.867
	jaar	160.000	145.481



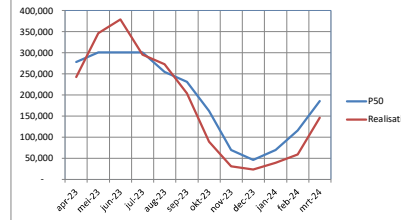
Zonne-project dak Burgerbrug			
%	maand	kWh	
		PSO	realisatie
zondex			
0.1200	apr-23	30.000	29.068
0.1300	mei-23	32.500	37.844
0.1300	jun-23	32.500	41.268
0.1300	jul-23	32.500	34.676
0.1100	aug-23	27.500	31.226
0.1000	sep-23	25.000	25.362
0.0700	okt-23	17.500	11.983
0.0300	nov-23	7.500	5.833
0.0200	dec-23	5.000	3.214
0.0300	jan-24	7.500	7.887
0.0500	feb-24	12.500	7.980
0.0800	mrt-24	20.000	18.687
	jaar	250.000	254.818



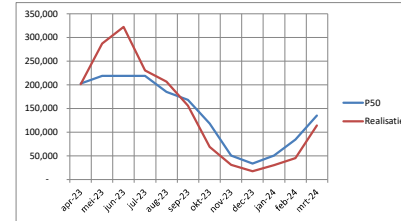
Zonne-project dak Schagerbrug			
%	maand	kWh	
		PSO	realisatie
zondex			
0.1200	apr-23	33.600	30.724
0.1300	mei-23	36.400	41.671
0.1300	jun-23	36.400	45.021
0.1300	jul-23	36.400	38.113
0.1100	aug-23	30.800	34.103
0.1000	sep-23	28.000	26.843
0.0700	okt-23	19.600	12.968
0.0300	nov-23	8.400	6.376
0.0200	dec-23	5.600	3.380
0.0300	jan-24	8.400	6.139
0.0500	feb-24	14.000	8.231
0.0800	mrt-24	22.400	19.687
	jaar	280.000	273.256



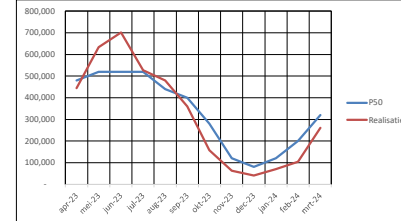
Zonnepark BvB zone A			
%	maand	kWh	
		PSO	realisatie
zondex			
0.1200	apr-23	277.800	242.277
0.1300	mei-23	300.950	345.896
0.1300	jun-23	300.950	379.183
0.1300	jul-23	300.950	296.014
0.1100	aug-23	254.650	273.096
0.1000	sep-23	231.500	203.640
0.0700	okt-23	162.050	89.447
0.0300	nov-23	69.450	31.166
0.0200	dec-23	46.300	23.248
0.0300	jan-24	69.450	39.663
0.0500	feb-24	115.750	58.938
0.0800	mrt-24	185.200	146.498
	jaar	2.315.000	2.129.066



Zonnepark BvB zone B			
%	maand	kWh	
		PSO	realisatie
zondex			
0.1200	apr-23	202.200	201.464
0.1300	mei-23	219.050	286.820
0.1300	jun-23	219.050	322.204
0.1300	jul-23	219.050	230.600
0.1100	aug-23	185.350	206.341
0.1000	sep-23	168.500	155.896
0.0700	okt-23	117.950	68.486
0.0300	nov-23	50.550	31.206
0.0200	dec-23	33.700	17.707
0.0300	jan-24	50.550	30.236
0.0500	feb-24	84.250	45.448
0.0800	mrt-24	134.800	113.860
	jaar	1.550.200	1.596.418



Totaal ZONNENPARK BvB			
%	maand	kWh	
		PSO	realisatie
windex			
	apr-23	480.000	443.741
	mei-23	520.000	632.716
	jun-23	520.000	701.387
	jul-23	520.000	526.614
	aug-23	440.000	479.437
	sep-23	400.000	359.536
	okt-23	280.000	157.943
	nov-23	120.000	62.372
	dec-23	80.000	40.955
	jan-24	120.000	69.899
	feb-24	200.000	104.386
	mrt-24	320.000	260.358
	jaar	3.865.200	3.725.484



Totaal ZON Kenmerkwind			
%	maand	kWh	
		PSO	realisatie
windex			
	apr-23	562.800	521.068
	mei-23	609.700	735.493
	jun-23	609.700	811.268
	jul-23	609.700	619.569
	aug-23	515.900	561.993
	sep-23	469.000	424.300
	okt-23	328.300	189.739
	nov-23	140.700	72.992
	dec-23	93.800	49.139
	jan-24	140.700	87.596
	feb-24	234.500	124.813
	mrt-24	375.200	309.599
	jaar	4.555.200	4.399.039

