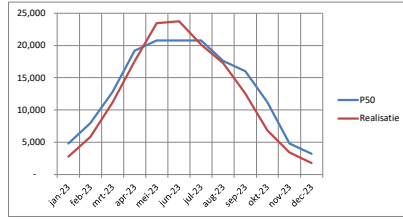
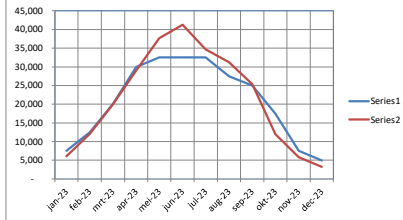


Kenmerkwind: maandelijkse opbrengsten ZON in kWh tot en met dec 2023

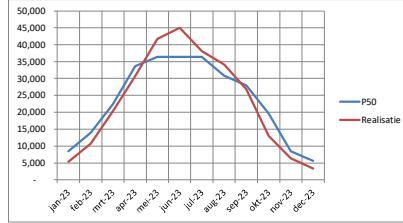
Zonne-project Manege Waarland				
%	maand	kWh		zondex
		PS0	realisatie	
0.0300	jan-23	4.800	2.705	
0.0500	feb-23	8.000	5.839	
0.0800	mrt-23	12.800	11.152	
0.1200	apr-23	19.200	17.535	
0.1300	mei-23	20.800	23.462	
0.1300	jun-23	20.800	23.732	
0.1300	jul-23	20.800	20.166	
0.1100	aug-23	17.600	17.237	
0.1000	sep-23	16.000	12.559	
0.0700	okt-23	11.200	6.845	
0.0300	nov-23	4.800	3.411	
0.0200	dec-23	3.200	1.790	
	jaar	160.000	146.483	



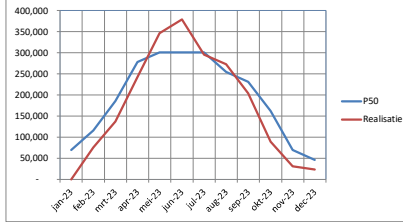
Zonne-project dak Burgerbrug				
%	maand	kWh		zondex
		PS0	realisatie	
0.0300	jan-23	7.500	6.054	
0.0500	feb-23	12.500	12.057	
0.0800	mrt-23	20.000	19.953	
0.1200	apr-23	30.000	29.068	
0.1300	mei-23	32.500	37.644	
0.1300	jun-23	32.500	41.258	
0.1300	jul-23	32.500	34.676	
0.1100	aug-23	27.500	31.226	
0.1000	sep-23	25.000	25.362	
0.0700	okt-23	17.500	11.983	
0.0300	nov-23	7.500	5.833	
0.0200	dec-23	5.000	3.214	
	jaar	250.000	258.328	



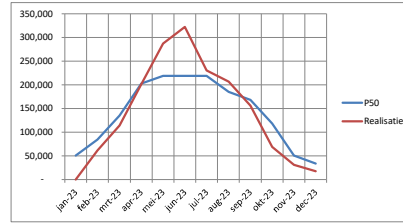
Zonne-project dak Schagerbrug				
%	maand	kWh		zondex
		PS0	realisatie	
0.0300	jan-23	8.400	5.376	
0.0500	feb-23	14.000	10.723	
0.0800	mrt-23	22.400	20.325	
0.1200	apr-23	33.600	30.724	
0.1300	mei-23	36.400	41.671	
0.1300	jun-23	36.400	45.021	
0.1300	jul-23	36.400	38.113	
0.1100	aug-23	30.800	24.103	
0.1000	sep-23	28.000	26.843	
0.0700	okt-23	19.600	12.968	
0.0300	nov-23	8.400	6.376	
0.0200	dec-23	5.600	3.380	
	jaar	280.000	275.273	



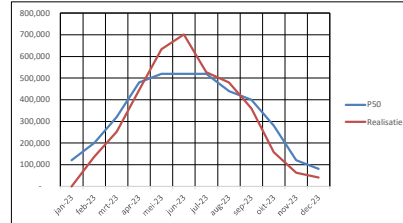
Zonnepark BvB zone A				
%	maand	kWh		zondex
		PS0	realisatie	
0.0300	jan-23	69.450	75.544	
0.0500	feb-23	115.750	137.486	
0.0800	mrt-23	185.200	242.277	
0.1200	apr-23	277.800	345.896	
0.1300	mei-23	300.950	379.183	
0.1300	jun-23	300.950	296.014	
0.1100	jul-23	254.650	273.096	
0.1100	aug-23	231.500	203.640	
0.1000	sep-23	211.500	162.050	
0.0700	okt-23	146.050	89.447	
0.0300	nov-23	69.450	31.166	
0.0200	dec-23	46.300	23.248	
	jaar	2.315.000	2.096.997	



Zonnepark BvB zone B				
%	maand	kWh		zondex
		PS0	realisatie	
0.0300	jan-23	50.550	61.388	
0.0500	feb-23	84.250	113.860	
0.0800	mrt-23	134.800	201.464	
0.1200	apr-23	202.200	286.820	
0.1300	mei-23	219.050	322.204	
0.1300	jun-23	219.050	230.000	
0.1100	jul-23	185.350	206.341	
0.1000	sep-23	168.500	155.896	
0.0700	okt-23	117.950	68.496	
0.0300	nov-23	50.550	31.206	
0.0200	dec-23	33.700	17.707	
	jaar	1.653.300	1.678.275	



Totaal ZONNENPARK BvB				
%	maand	kWh		zondex
		PS0	realisatie	
	jan-23	1.200.000	136.932	
	feb-23	200.000	251.346	
	mrt-23	320.000	443.741	
	apr-23	480.000	632.716	
	mei-23	520.000	701.387	
	jun-23	520.000	526.814	
	jul-23	440.000	479.437	
	aug-23	400.000	359.536	
	sep-23	280.000	157.943	
	okt-23	120.000	62.372	
	nov-23	80.000	40.955	
	dec-23	3.966.300	3.725.272	



0.416333
1665330

Totaal ZON Kenmerkwind				
%	maand	kWh		zondex
		PS0	realisatie	
	jan-23	140.700	14.145	
	feb-23	234.500	185.251	
	mrt-23	375.200	502.716	
	apr-23	562.800	521.068	
	mei-23	609.700	735.493	
	jun-23	609.700	811.398	
	jul-23	609.700	619.569	
	aug-23	515.900	561.991	
	sep-23	469.000	434.300	
	okt-23	328.300	189.739	
	nov-23	140.700	77.992	
	dec-23	93.800	49.339	
	jaar	4.656.300	4.455.656	

