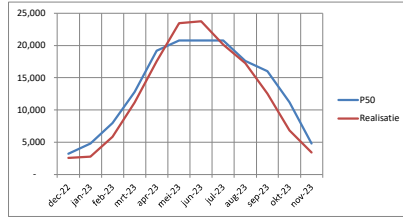
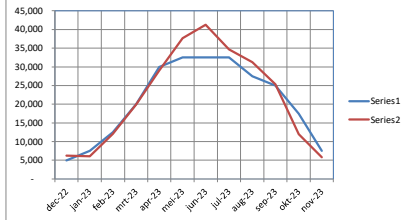


Kenmerkwind: maandelijkse opbrengsten ZON in kWh tot en met nov 2023

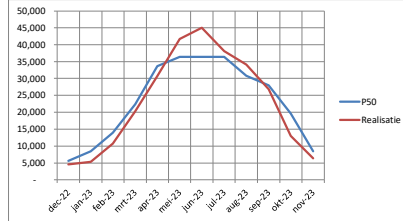
Zonne-project Manege Waarland			
%	maand	kWh	
zondex		PS0	realisatie
0.0200	dec-22	3.200	2.588
0.0300	jan-23	4.800	2.255
0.0500	feb-23	8.000	5.839
0.0800	mrt-23	12.800	11.152
0.1200	apr-23	19.200	17.535
0.1300	mei-23	20.800	23.462
0.1300	jun-23	20.800	23.772
0.1300	jul-23	20.800	20.166
0.1100	aug-23	17.600	17.227
0.1000	sep-23	16.000	12.559
0.0700	okt-23	11.200	6.845
0.0300	nov-23	4.800	3.411
	jaar	160.000	147.281



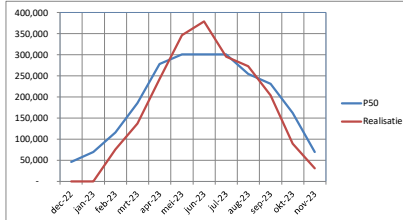
Zonne-project dak Burgerbrug			
%	maand	kWh	
zondex		PS0	realisatie
0.0200	dec-22	5.000	6.211
0.0300	jan-23	7.500	6.054
0.0500	feb-23	12.500	12.057
0.0800	mrt-23	20.000	19.953
0.1200	apr-23	30.000	29.068
0.1300	mei-23	32.500	37.644
0.1300	jun-23	32.500	41.258
0.1300	jul-23	32.500	34.076
0.1100	aug-23	27.500	31.226
0.1000	sep-23	25.000	25.362
0.0700	okt-23	17.500	11.983
0.0300	nov-23	7.500	5.833
	jaar	250.000	261.325



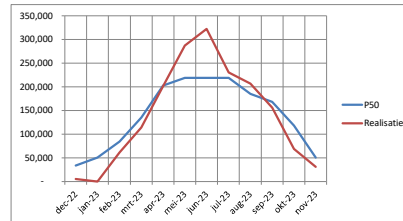
Zonne-project dak Schagerbrug			
%	maand	kWh	
zondex		PS0	realisatie
0.0200	dec-22	5.600	4.551
0.0300	jan-23	8.400	5.226
0.0500	feb-23	14.000	10.723
0.0800	mrt-23	22.400	20.325
0.1200	apr-23	33.600	30.724
0.1300	mei-23	36.400	41.671
0.1300	jun-23	36.400	45.021
0.1300	jul-23	36.400	38.113
0.1100	aug-23	30.800	34.103
0.1000	sep-23	28.000	26.843
0.0700	okt-23	19.600	12.968
0.0300	nov-23	8.400	6.376
	jaar	280.000	276.744



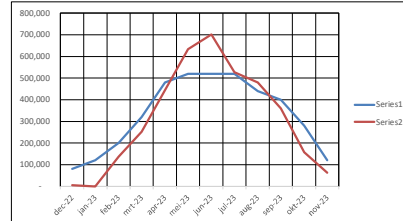
Zonnepark BvB zone A			
%	maand	kWh	
zondex		PS0	realisatie
0.0200	dec-22	46.300	-
0.0300	jan-23	69.450	-
0.0500	feb-23	115.750	75.544
0.0800	mrt-23	185.200	137.486
0.1200	apr-23	277.800	242.277
0.1300	mei-23	300.950	345.896
0.1300	jun-23	300.950	379.183
0.1300	jul-23	300.950	296.014
0.1100	aug-23	254.650	273.096
0.1000	sep-23	231.500	203.640
0.0700	okt-23	162.050	89.447
0.0300	nov-23	69.450	31.166
	jaar	2.315.000	2.073.749



Zonnepark BvB zone B			
%	maand	kWh	
zondex		PS0	realisatie
0.0200	dec-22	33.700	5.199
0.0300	jan-23	50.550	-
0.0500	feb-23	84.250	61.388
0.0800	mrt-23	134.800	113.860
0.1200	apr-23	202.200	201.464
0.1300	mei-23	219.050	286.820
0.1300	jun-23	219.050	322.024
0.1300	jul-23	219.050	230.600
0.1100	aug-23	185.350	206.341
0.1000	sep-23	168.500	155.896
0.0700	okt-23	117.950	68.496
0.0300	nov-23	50.550	31.206
	jaar	1.685.000	1.683.474



Totaal ZONNENPARK BvB			
%	maand	kWh	
windex		PS0	realisatie
	dec-22	80.000	5.199
	jan-23	120.000	-
	feb-23	200.000	136.932
	mrt-23	320.000	251.346
	apr-23	480.000	443.741
	mei-23	520.000	632.716
	jun-23	520.000	701.287
	jul-23	520.000	516.614
	aug-23	440.000	479.437
	sep-23	400.000	359.536
	okt-23	280.000	157.943
	nov-23	120.000	62.372
	jaar	4.000.000	3.757.223



Totaal ZON Kenmerkwind			
%	maand	kWh	
windex		PS0	realisatie
	dec-22	93.800	18.549
	jan-23	140.700	14.145
	feb-23	234.200	165.551
	mrt-23	375.200	302.776
	apr-23	562.800	521.068
	mei-23	609.700	735.493
	jun-23	609.700	811.398
	jul-23	609.700	619.569
	aug-23	515.800	561.993
	sep-23	469.000	424.300
	okt-23	328.300	189.739
	nov-23	140.700	77.992
	jaar	4.690.000	4.442.573

