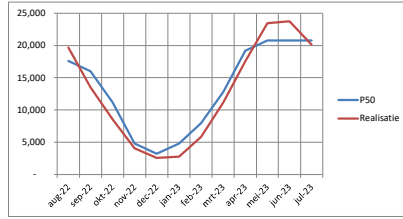
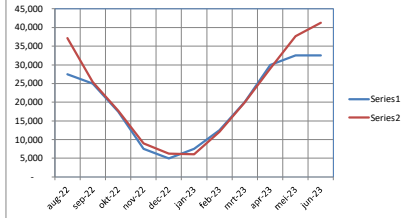


Kenmerkwind: maandelijkse opbrengsten ZON in kWh tot en met juli 2023

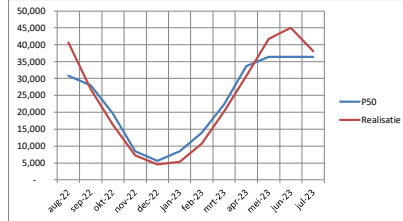
Zonne-project Manege Waarland				
%	maand	kWh		zondex
		P50	realisatie	
0.1100	aug-22	17.600	19.690	
0.1100	sep-22	16.000	13.514	
0.0700	okt-22	15.200	8.580	
0.0300	nov-22	4.800	4.063	
0.0200	dec-22	3.200	2.588	
0.0300	jan-23	4.800	2.765	
0.0500	feb-23	8.000	5.899	
0.0800	mrt-23	12.800	11.152	
0.1300	apr-23	19.200	17.535	
0.1300	mei-23	20.800	23.462	
0.1300	jun-23	20.800	23.732	
0.1300	jul-23	20.800	20.166	
	jaar	160.000	153.086	



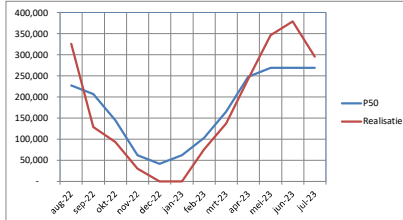
Zonne-project dak Burgerbrug				
%	maand	kWh		zondex
		P50	realisatie	
0.1100	aug-22	27.500	37.198	
0.1000	sep-22	25.000	25.490	
0.0700	okt-22	17.500	17.730	
0.0300	nov-22	7.500	8.529	
0.0200	dec-22	5.000	6.211	
0.0300	jan-23	7.500	6.054	
0.0500	feb-23	12.500	12.057	
0.0800	mrt-23	20.000	19.913	
0.1200	apr-23	30.000	29.068	
0.1300	mei-23	32.500	37.644	
0.1300	jun-23	32.500	41.258	
0.1300	jul-23	32.500	34.676	
	jaar	250.000	276.208	



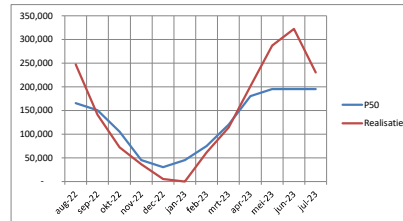
Zonne-project dak Schagerbrug				
%	maand	kWh		zondex
		P50	realisatie	
0.1100	aug-22	30.800	40.668	
0.1000	sep-22	28.000	26.086	
0.0700	okt-22	19.600	16.301	
0.0300	nov-22	8.400	7.168	
0.0200	dec-22	5.600	4.551	
0.0300	jan-23	8.400	5.326	
0.0500	feb-23	14.000	10.723	
0.0800	mrt-23	22.400	20.215	
0.1200	apr-23	33.600	30.724	
0.1300	mei-23	36.400	41.671	
0.1300	jun-23	36.400	45.021	
0.1300	jul-23	36.400	38.113	
	jaar	280.000	287.487	



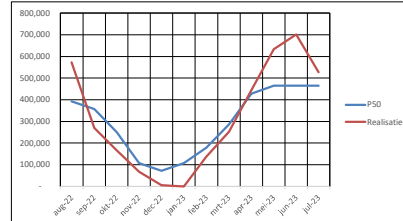
Zonnepark BvB zone A				
%	maand	kWh		zondex
		P50	realisatie	
0.1100	aug-22	227.353	325.695	
0.1000	sep-22	206.684	138.790	
0.0700	okt-22	144.678	93.409	
0.0300	nov-22	62.005	30.409	
0.0200	dec-22	41.337	-	
0.0300	jan-23	62.005	-	
0.0500	feb-23	108.342	75.544	
0.0800	mrt-23	165.247	137.486	
0.1200	apr-23	248.021	242.277	
0.1300	mei-23	268.689	345.896	
0.1300	jun-23	268.689	379.183	
0.1300	jul-23	268.689	296.014	
	jaar	2.066.842	2.054.703	



Zonnepark BvB zone B				
%	maand	kWh		zondex
		P50	realisatie	
0.1100	aug-22	166.347	247.035	
0.1000	sep-22	150.316	141.065	
0.0700	okt-22	105.221	72.297	
0.0300	nov-22	45.095	36.719	
0.0200	dec-22	30.063	5.199	
0.0300	jan-23	45.095	-	
0.0500	feb-23	75.158	61.388	
0.0800	mrt-23	120.253	113.860	
0.1200	apr-23	180.379	201.464	
0.1300	mei-23	195.411	286.820	
0.1300	jun-23	195.411	322.204	
0.1300	jul-23	195.411	230.600	
	jaar	1.509.158	1.718.681	



Totaal ZONNENPARK BvB				
%	maand	kWh		windex
		P50	realisatie	
	aug-22	392.700	572.730	
	sep-22	357.000	269.885	
	okt-22	249.900	165.706	
	nov-22	107.100	67.128	
	dec-22	71.400	5.199	
	jan-23	107.100	-	
	feb-23	178.500	136.932	
	mrt-23	285.600	251.246	
	apr-23	428.400	443.741	
	mei-23	464.100	632.716	
	jun-23	464.100	701.387	
	jul-23	464.100	576.614	
	jaar	3.570.000	3.773.384	



Totaal ZON Kenmerkwind				
%	maand	kWh		windex
		P50	realisatie	
	aug-22	468.600	670.286	
	sep-22	426.000	335.725	
	okt-22	298.200	208.217	
	nov-22	127.800	87.288	
	dec-22	85.200	18.549	
	jan-23	127.800	14.145	
	feb-23	213.000	165.951	
	mrt-23	346.800	359.276	
	apr-23	511.200	521.068	
	mei-23	553.800	735.493	
	jun-23	553.800	811.398	
	jul-23	553.800	619.569	
	jaar	4.260.000	4.490.165	

