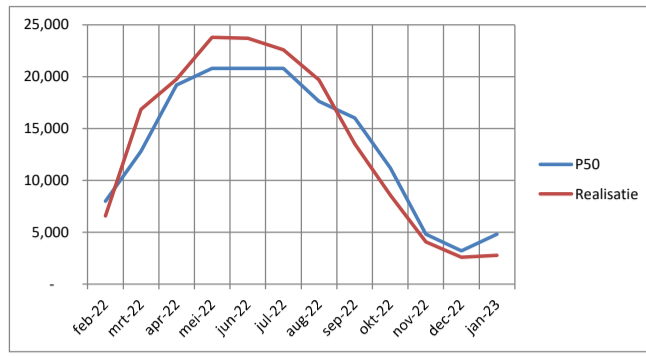
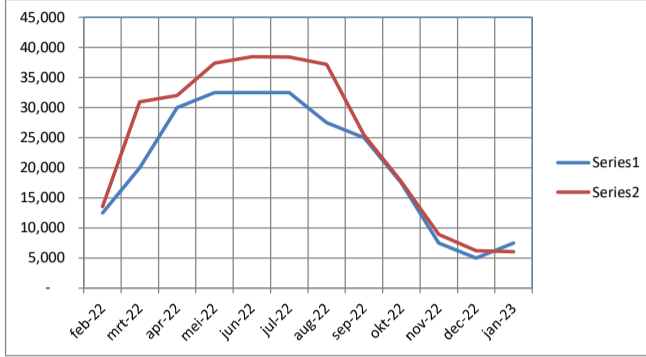


Kennemerwind: maandelijkse opbrengsten ZON in kWh tot en met jan 2023

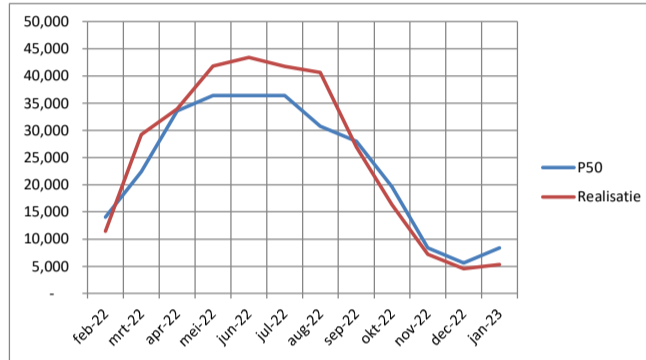
Zonne-project Manege Waarland				
% zondex	maand	kWh		
		P50	realisatie	
0.0500	feb-22	8,000	6,580	
0.0800	mrt-22	12,800	16,842	
0.1200	apr-22	19,200	19,748	
0.1300	mei-22	20,800	23,779	
0.1300	jun-22	20,800	23,702	
0.1300	jul-22	20,800	22,584	
0.1100	aug-22	17,600	19,690	
0.1000	sep-22	16,000	13,514	
0.0700	okt-22	11,200	8,580	
0.0300	nov-22	4,800	4,063	
0.0200	dec-22	3,200	2,588	
0.0300	jan-23	4,800	2,765	
	jaar	155,200	161,670	



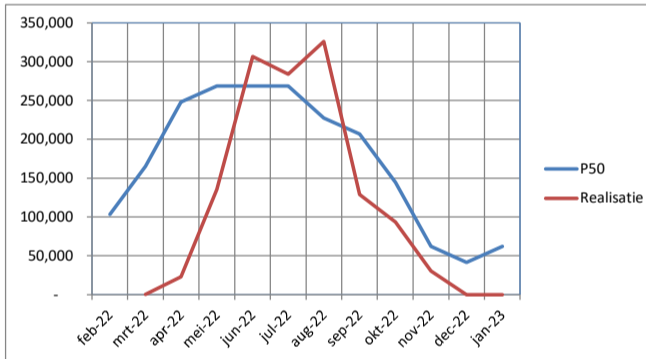
Zonne-project dak Burgerbrug				
% zondex	maand	kWh		
		P50	realisatie	
0.0500	feb-22	12,500	13,518	
0.0800	mrt-22	20,000	30,976	
0.1200	apr-22	30,000	32,036	
0.1300	mei-22	32,500	37,400	
0.1300	jun-22	32,500	38,464	
0.1300	jul-22	32,500	38,398	
0.1100	aug-22	27,500	37,198	
0.1000	sep-22	25,000	25,430	
0.0700	okt-22	17,500	17,730	
0.0300	nov-22	7,500	8,929	
0.0200	dec-22	5,000	6,211	
0.0300	jan-23	7,500	6,054	
	jaar	250,000	292,344	



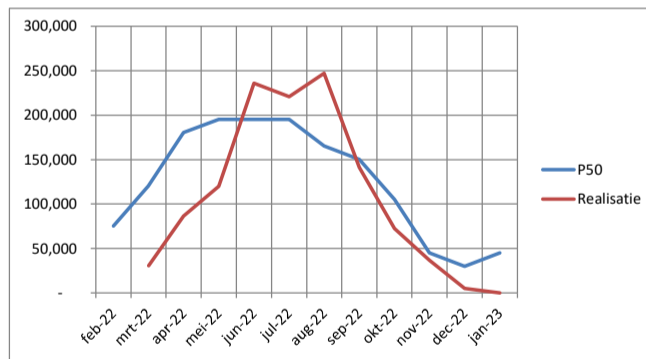
Zonne-project dak Schagerbrug				
% zondex	maand	kWh		
		P50	realisatie	
0.0500	feb-22	14,000	11,433	
0.0800	mrt-22	22,400	29,248	
0.1200	apr-22	33,600	33,960	
0.1300	mei-22	36,400	41,859	
0.1300	jun-22	36,400	43,439	
0.1300	jul-22	36,400	41,773	
0.1100	aug-22	30,800	40,668	
0.1000	sep-22	28,000	26,896	
0.0700	okt-22	19,600	16,301	
0.0300	nov-22	8,400	7,168	
0.0200	dec-22	5,600	4,551	
0.0300	jan-23	8,400	5,326	
	jaar	280,000	302,622	



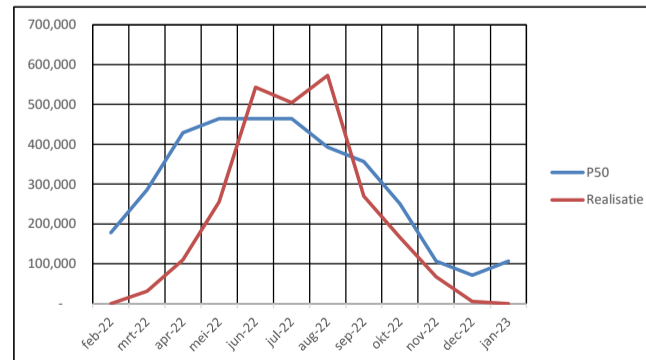
Zonnepark BvB zone A				
% zondex	maand	kWh		
		P50	realisatie	
0.0500	feb-22	103,342	294	
0.0800	mrt-22	165,347	22,923	
0.1200	apr-22	248,021	135,433	
0.1300	mei-22	268,689	306,443	
0.1300	jun-22	268,689	283,637	
0.1100	aug-22	227,353	325,695	
0.1000	sep-22	206,684	128,790	
0.0700	okt-22	144,679	93,409	
0.0300	nov-22	62,005	30,409	
0.0200	dec-22	41,337	-	
0.0300	jan-23	62,005	-	
	jaar	2,066,842	1,327,033	



Zonnepark BvB zone B				
% zondex	maand	kWh		
		P50	realisatie	
0.0500	feb-22	75,158	30,732	
0.0800	mrt-22	120,253	86,731	
0.1200	apr-22	180,379	119,789	
0.1300	mei-22	195,411	236,097	
0.1300	jun-22	195,411	220,877	
0.1100	aug-22	165,347	247,035	
0.1000	sep-22	150,316	141,095	
0.0700	okt-22	105,221	72,297	
0.0300	nov-22	45,095	36,719	
0.0200	dec-22	30,063	5,199	
0.0300	jan-23	45,095	-	
	jaar	1,503,158	1,196,571	



Totaal ZONNENPARK BvB				
% windex	maand	kWh		
		P50	realisatie	
	feb-22	178,500	-	
	mrt-22	285,600	31,026	
	apr-22	428,400	109,654	
	mei-22	464,100	255,222	
	jun-22	464,100	542,540	
	jul-22	464,100	504,514	
	aug-22	392,700	572,730	
	sep-22	357,000	269,885	
	okt-22	249,900	165,706	
	nov-22	107,100	67,128	
	dec-22	71,400	5,199	
	jan-23	107,100	-	
	jaar	3,570,000	2,523,604	



Totaal ZON Kennemerwind				
% windex	maand	kWh		
		P50	realisatie	
	feb-22	213,000	31,531	
	mrt-22	340,800	108,092	
	apr-22	511,200	195,398	
	mei-22	553,800	358,260	
	jun-22	553,800	648,145	
	jul-22	553,800	607,269	
	aug-22	468,600	670,286	
	sep-22	426,000	335,725	
	okt-22	298,200	208,317	
	nov-22	127,800	87,288	
	dec-22	85,200	18,549	
	jan-23	127,800	14,145	
	jaar	4,255,200	3,280,240	

