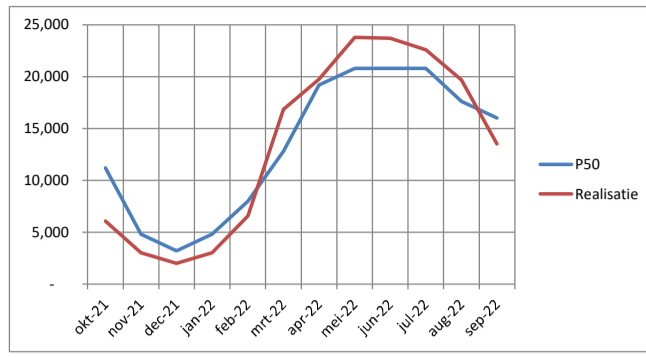
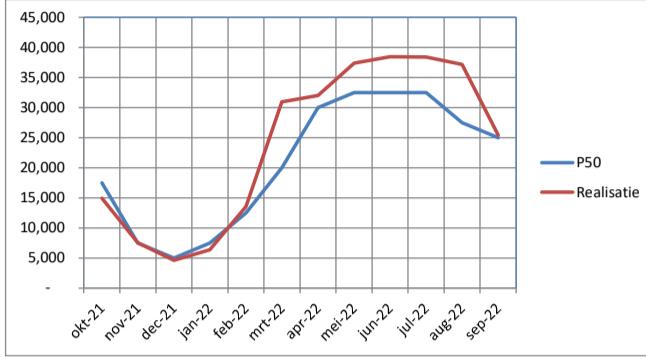


Kennemerwind: maandelijkse opbrengsten ZON in kWh tot en met sept 2022

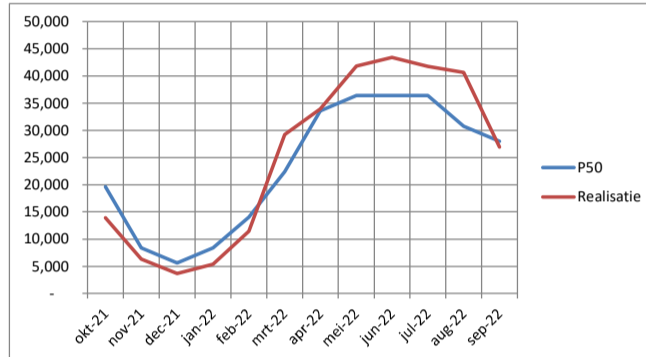
Zonne-project Manege Waarland				
%	zondex	maand	kWh	
			P50	realisatie
0.0700	okt-21		11,200	6,068
0.0300	nov-21		4,800	3,012
0.0200	dec-21		3,200	2,008
0.0300	jan-22		4,800	3,040
0.0500	feb-22		8,000	6,580
0.0800	mrt-22		12,800	16,842
0.1200	apr-22		19,200	19,748
0.1300	mei-22		20,800	23,779
0.1300	jun-22		20,800	23,702
0.1300	jul-22		20,800	22,584
0.1100	aug-22		17,600	19,690
0.1000	sep-22		16,000	13,514
	jaar		160,000	160,567



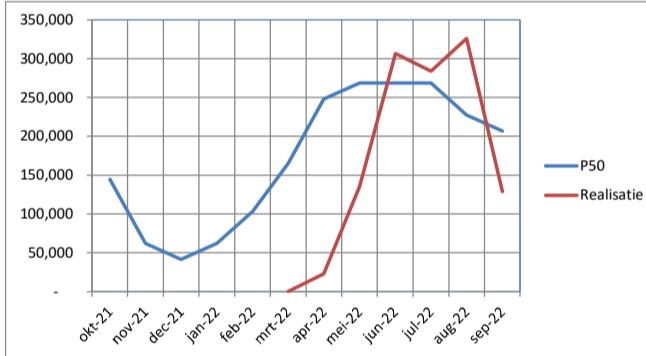
Zonne-project dak Burgerbrug				
%	zondex	maand	kWh	
			P50	realisatie
0.0700	okt-21		17,500	14,946
0.0300	nov-21		7,500	7,536
0.0200	dec-21		5,000	4,626
0.0300	jan-22		7,500	6,340
0.0500	feb-22		12,500	13,518
0.0800	mrt-22		20,000	30,976
0.1200	apr-22		30,000	32,036
0.1300	mei-22		32,500	37,400
0.1300	jun-22		32,500	38,464
0.1300	jul-22		32,500	38,398
0.1100	aug-22		27,500	37,198
0.1000	sep-22		25,000	25,430
	jaar		250,000	286,868



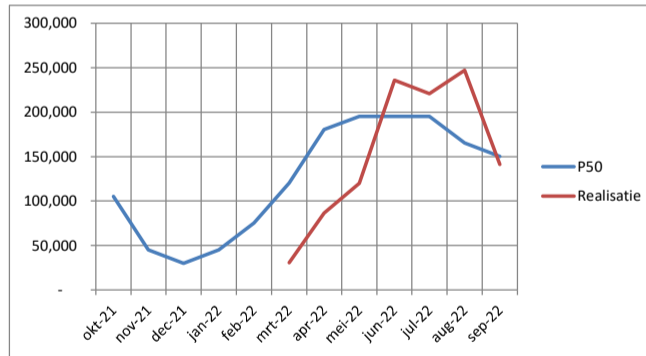
Zonne-project dak Schagerbrug				
%	zondex	maand	kWh	
			P50	realisatie
0.0700	okt-21		19,600	13,915
0.0300	nov-21		8,400	6,319
0.0200	dec-21		5,600	3,674
0.0300	jan-22		8,400	5,351
0.0500	feb-22		14,000	11,433
0.0800	mrt-22		22,400	29,248
0.1200	apr-22		33,600	33,960
0.1300	mei-22		36,400	41,859
0.1300	jun-22		36,400	43,439
0.1300	jul-22		36,400	41,773
0.1100	aug-22		30,800	40,668
0.1000	sep-22		28,000	26,896
	jaar		280,000	298,535



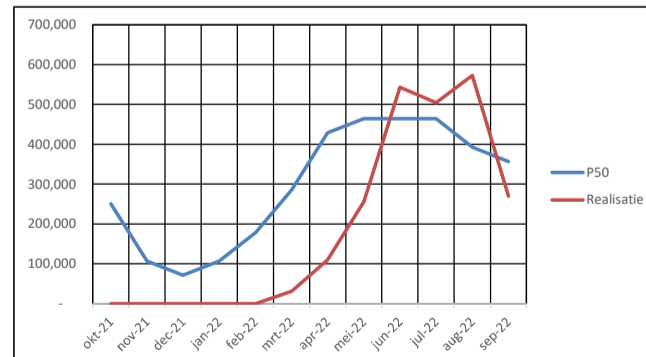
Zonnepark BvB zone A				
%	zondex	maand	kWh	
			P50	realisatie
0.0700	okt-21		144,679	
0.0300	nov-21		62,005	
0.0200	dec-21		41,337	
0.0300	jan-22		62,005	
0.0500	feb-22		103,342	
0.0800	mrt-22		165,347	294
0.1200	apr-22		248,021	22,923
0.1300	mei-22		268,689	135,433
0.1300	jun-22		268,689	306,443
0.1300	jul-22		268,689	283,637
0.1100	aug-22		227,353	325,695
0.1000	sep-22		206,684	128,790
	jaar		2,066,842	1,203,215



Zonnepark BvB zone B				
%	zondex	maand	kWh	
			P50	realisatie
0.0700	okt-21		105,221	
0.0300	nov-21		45,095	
0.0200	dec-21		30,063	
0.0300	jan-22		45,095	
0.0500	feb-22		75,158	
0.0800	mrt-22		120,253	30,732
0.1200	apr-22		180,379	86,731
0.1300	mei-22		195,411	119,789
0.1300	jun-22		195,411	236,097
0.1300	jul-22		195,411	220,877
0.1100	aug-22		165,347	247,035
0.1000	sep-22		150,316	141,095
	jaar		1,503,158	1,082,356



Totaal ZONNENPARK BvB				
%	windex	maand	kWh	
			P50	realisatie
		okt-21	249,900	-
		nov-21	107,100	-
		dec-21	71,400	-
		jan-22	107,100	-
		feb-22	178,500	-
		mrt-22	285,600	31,026
		apr-22	428,400	109,654
		mei-22	464,100	255,222
		jun-22	464,100	542,540
		jul-22	464,100	504,514
		aug-22	392,700	572,730
		sep-22	357,000	269,885
		jaar	3,570,000	2,285,571



Totaal ZON Kennemerwind				
%	windex	maand	kWh	
			P50	realisatie
		okt-21	298,200	34,929
		nov-21	127,800	16,867
		dec-21	85,200	10,308
		jan-22	127,800	14,731
		feb-22	213,000	31,531
		mrt-22	340,800	108,092
		apr-22	511,200	195,398
		mei-22	553,800	358,260
		jun-22	553,800	648,145
		jul-22	553,800	607,269
		aug-22	468,600	670,286
		sep-22	426,000	335,725
		jaar	4,260,000	3,031,541

