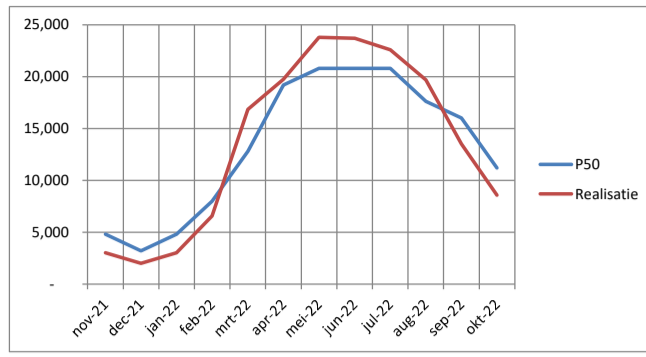
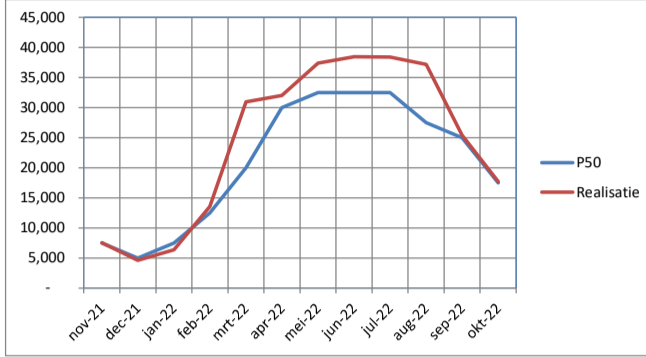


Kennemerwind: maandelijkse opbrengsten ZON in kWh tot en met okt 2022

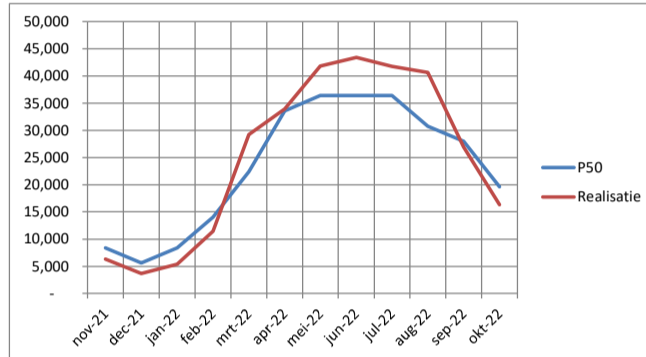
Zonne-project Manege Waarland			
% zondex	maand	kWh	
		P50	realisatie
0.0300	nov-21	4,800	3,012
0.0200	dec-21	3,200	2,008
0.0300	jan-22	4,800	3,040
0.0500	feb-22	8,000	6,580
0.0800	mrt-22	12,800	16,842
0.1200	apr-22	19,200	19,748
0.1300	mei-22	20,800	23,779
0.1300	jun-22	20,800	23,702
0.1300	jul-22	20,800	22,584
0.1100	aug-22	17,600	19,690
0.1000	sep-22	16,000	13,514
0.0700	okt-22	11,200	8,580
	jaar	160,000	163,079



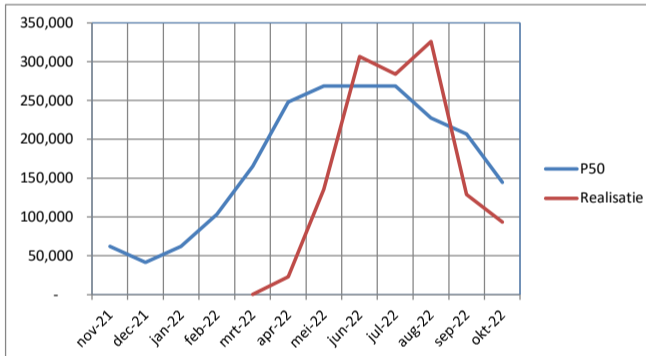
Zonne-project dak Burgerbrug			
% zondex	maand	kWh	
		P50	realisatie
0.0300	nov-21	7,500	7,536
0.0200	dec-21	5,000	4,626
0.0300	jan-22	7,500	6,340
0.0500	feb-22	12,500	13,518
0.0800	mrt-22	20,000	30,976
0.1200	apr-22	30,000	32,036
0.1300	mei-22	32,500	37,400
0.1300	jun-22	32,500	38,464
0.1300	jul-22	32,500	38,398
0.1100	aug-22	27,500	37,198
0.1000	sep-22	25,000	25,430
0.0700	okt-22	17,500	17,730
	jaar	250,000	289,652



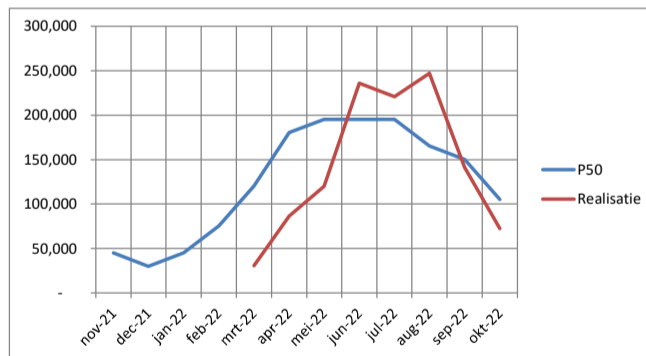
Zonne-project dak Schagerbrug			
% zondex	maand	kWh	
		P50	realisatie
0.0300	nov-21	8,400	6,319
0.0200	dec-21	5,600	3,674
0.0300	jan-22	8,400	5,351
0.0500	feb-22	14,000	11,433
0.0800	mrt-22	22,400	29,248
0.1200	apr-22	33,600	33,960
0.1300	mei-22	36,400	41,859
0.1300	jun-22	36,400	43,439
0.1300	jul-22	36,400	41,773
0.1100	aug-22	30,800	40,668
0.1000	sep-22	28,000	26,896
0.0700	okt-22	19,600	16,301
	jaar	280,000	300,921



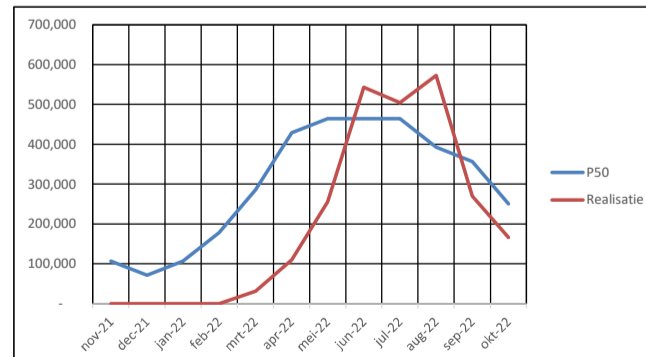
Zonnepark BvB zone A			
% zondex	maand	kWh	
		P50	realisatie
0.0300	nov-21	62,005	
0.0200	dec-21	41,337	
0.0300	jan-22	62,005	
0.0500	feb-22	103,342	
0.0800	mrt-22	165,347	294
0.1200	apr-22	248,021	22,923
0.1300	mei-22	268,689	135,433
0.1300	jun-22	268,689	306,443
0.1300	jul-22	268,689	283,637
0.1100	aug-22	227,353	325,695
0.1000	sep-22	206,684	128,790
0.0700	okt-22	144,679	93,409
	jaar	2,066,842	1,296,624



Zonnepark BvB zone B			
% zondex	maand	kWh	
		P50	realisatie
0.0300	nov-21	45,095	
0.0200	dec-21	30,063	
0.0300	jan-22	45,095	
0.0500	feb-22	75,158	
0.0800	mrt-22	120,253	30,732
0.1200	apr-22	180,379	86,731
0.1300	mei-22	195,411	119,789
0.1300	jun-22	195,411	236,097
0.1300	jul-22	195,411	220,877
0.1100	aug-22	165,347	247,035
0.1000	sep-22	150,316	141,095
0.0700	okt-22	105,221	72,297
	jaar	1,503,158	1,154,653



Totaal ZONNENPARK BvB			
% windex	maand	kWh	
		P50	realisatie
	nov-21	107,100	-
	dec-21	71,400	-
	jan-22	107,100	-
	feb-22	178,500	-
	mrt-22	285,600	31,026
	apr-22	428,400	109,654
	mei-22	464,100	255,222
	jun-22	464,100	542,540
	jul-22	464,100	504,514
	aug-22	392,700	572,730
	sep-22	357,000	269,885
	okt-22	249,900	165,706
	jaar	3,570,000	2,451,277



Totaal ZON Kennemerwind			
% windex	maand	kWh	
		P50	realisatie
	nov-21	127,800	16,867
	dec-21	85,200	10,308
	jan-22	127,800	14,731
	feb-22	213,000	31,531
	mrt-22	340,800	108,092
	apr-22	511,200	195,398
	mei-22	553,800	358,260
	jun-22	553,800	648,145
	jul-22	553,800	607,269
	aug-22	468,600	670,286
	sep-22	426,000	335,725
	okt-22	298,200	208,317
	jaar	4,260,000	3,204,929

