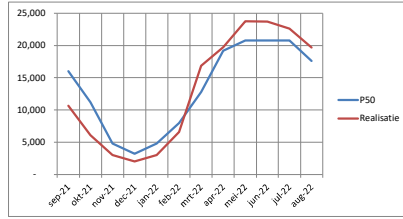
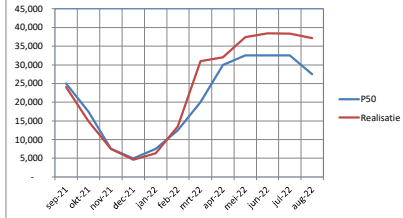


**Kenmerkwind: maandelijkse opbrengsten ZON in kWh tot en met aug 2022**

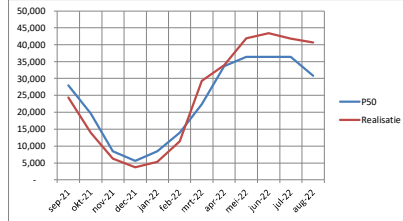
Zonne-project Manège Waarland				
%	maand	kWh		zondex
		PS0	realisatie	
0.1000	sep-21	16.000	10.676	
0.0700	okt-21	11.200	6.668	
0.0900	nov-21	4.800	3.012	
0.0200	dec-21	3.200	2.008	
0.0300	jan-22	4.800	3.040	
0.0500	feb-22	8.000	6.580	
0.0800	mrt-22	12.800	16.842	
0.1200	apr-22	19.200	19.248	
0.1300	mei-22	20.800	23.778	
0.1300	jun-22	20.800	23.702	
0.1300	jul-22	20.800	22.584	
0.1100	aug-22	17.600	19.690	
	jaar	160.000	157.729	



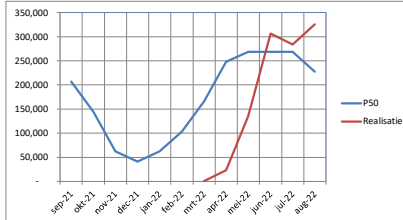
Zonne-project dak Burgerbrug				
%	maand	kWh		zondex
		PS0	realisatie	
0.1000	sep-21	25.000	24.067	
0.0700	okt-21	17.500	14.846	
0.0300	nov-21	7.500	7.536	
0.0200	dec-21	5.000	4.626	
0.0300	jan-22	7.500	6.340	
0.0500	feb-22	12.500	13.518	
0.0800	mrt-22	20.000	30.976	
0.1200	apr-22	30.000	32.036	
0.1300	mei-22	32.500	37.400	
0.1300	jun-22	32.500	38.464	
0.1300	jul-22	32.500	38.398	
0.1100	aug-22	27.500	37.198	
	jaar	250.000	285.505	



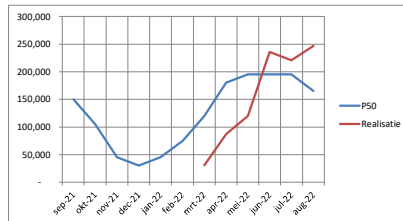
Zonne-project dak Schagerbrug				
%	maand	kWh		zondex
		PS0	realisatie	
0.1000	sep-21	28.000	24.352	
0.0700	okt-21	19.600	13.915	
0.0300	nov-21	8.400	6.319	
0.0200	dec-21	5.600	3.674	
0.0300	jan-22	8.400	5.351	
0.0500	feb-22	14.000	11.433	
0.0800	mrt-22	22.400	29.248	
0.1200	apr-22	33.600	33.660	
0.1300	mei-22	36.400	41.859	
0.1300	jun-22	36.400	43.439	
0.1300	jul-22	36.400	41.773	
0.1100	aug-22	30.800	40.668	
	jaar	280.000	295.991	



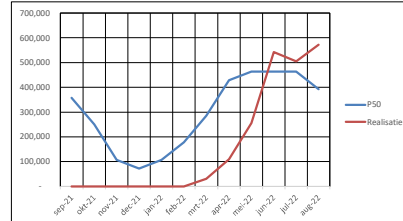
Zonnepark BvB zone A				
%	maand	kWh		zondex
		PS0	realisatie	
0.1000	sep-21	206.684		
0.0700	okt-21	144.678		
0.0300	nov-21	62.005		
0.0200	dec-21	41.337		
0.0300	jan-22	62.005		
0.0500	feb-22	103.342		
0.0800	mrt-22	166.347	294	
0.1200	apr-22	248.071	22.822	
0.1300	mei-22	268.689	135.433	
0.1300	jun-22	268.689	306.443	
0.1300	jul-22	268.689	283.637	
0.1100	aug-22	227.353	325.695	
	jaar	2.066.842	1.074.425	



Zonnepark BvB zone B				
%	maand	kWh		zondex
		PS0	realisatie	
0.1000	sep-21	156.316		
0.0700	okt-21	105.221		
0.0300	nov-21	45.095		
0.0200	dec-21	30.063		
0.0300	jan-22	45.095		
0.0500	feb-22	75.158		
0.0800	mrt-22	120.253	30.732	
0.1200	apr-22	180.379	86.731	
0.1300	mei-22	195.411	119.789	
0.1300	jun-22	195.411	236.097	
0.1300	jul-22	195.411	220.877	
0.1100	aug-22	165.347	247.095	
	jaar	1.509.158	941.261	



Totaal ZONNENPARK BvB				
%	maand	kWh		zondex
		PS0	realisatie	
	sep-21	357.000	-	
	okt-21	249.900	-	
	nov-21	107.100	-	
	dec-21	71.400	-	
	jan-22	107.100	-	
	feb-22	178.500	-	
	mrt-22	285.600	31.096	
	apr-22	428.400	309.654	
	mei-22	464.100	255.222	
	jun-22	464.100	542.540	
	jul-22	464.100	504.514	
	aug-22	392.700	572.730	
	jaar	3.570.000	2.015.686	



Totaal ZON Kenmerkwind				
%	maand	kWh		zondex
		PS0	realisatie	
	sep-21	426.000	59.095	
	okt-21	298.200	34.929	
	nov-21	127.800	16.867	
	dec-21	85.200	10.308	
	jan-22	127.800	14.731	
	feb-22	213.000	31.531	
	mrt-22	340.800	108.092	
	apr-22	514.200	305.398	
	mei-22	553.800	358.260	
	jun-22	553.800	648.145	
	jul-22	553.800	607.269	
	aug-22	468.600	670.286	
	jaar	4.260.000	2.754.911	

