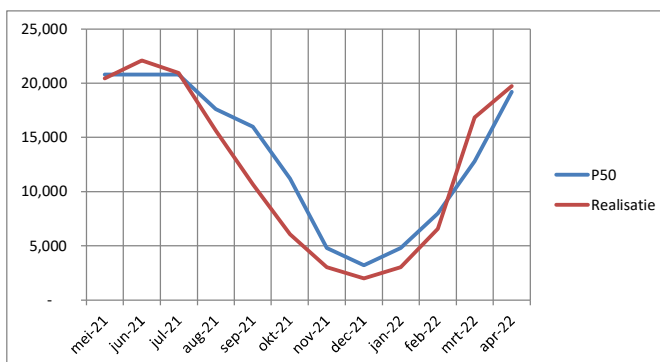
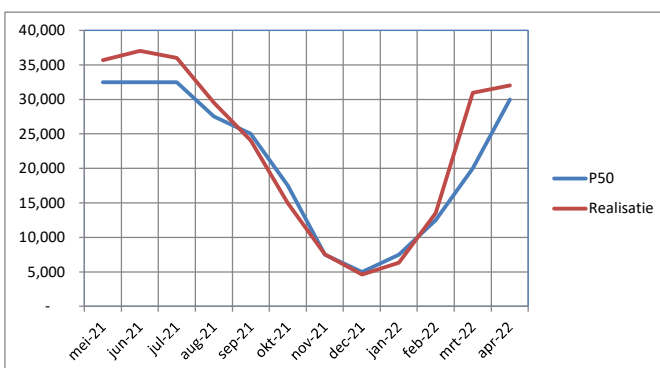


Kennemerwind: maandelijkse opbrengsten ZON in kWh tot en met apr 2022

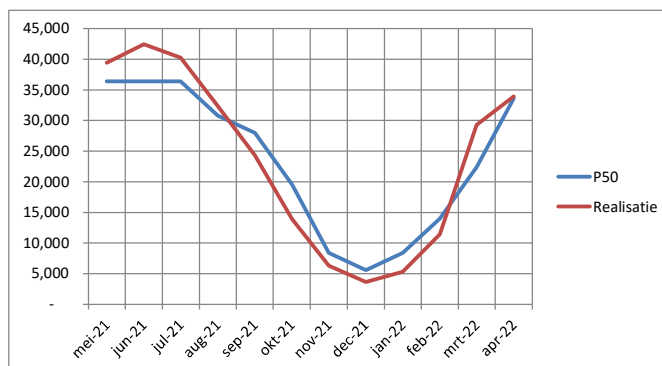
Zonne-project Manege Waarland			
% zondex	maand	kWh	
		P50	realisatie
0.1300	mei-21	20,800	20,468
0.1300	jun-21	20,800	22,111
0.1300	jul-21	20,800	20,956
0.1100	aug-21	17,600	15,630
0.1000	sep-21	16,000	10,676
0.0700	okt-21	11,200	6,068
0.0300	nov-21	4,800	3,012
0.0200	dec-21	3,200	2,008
0.0300	jan-22	4,800	3,040
0.0500	feb-22	8,000	6,580
0.0800	mrt-22	12,800	16,842
0.1200	apr-22	19,200	19,748
	jaar	160,000	147,139



Zonne-project dak Burgerbrug			
% zondex	maand	kWh	
		P50	realisatie
0.1300	mei-21	32,500	35,680
0.1300	jun-21	32,500	37,031
0.1300	jul-21	32,500	36,030
0.1100	aug-21	27,500	29,520
0.1000	sep-21	25,000	24,067
0.0700	okt-21	17,500	14,946
0.0300	nov-21	7,500	7,536
0.0200	dec-21	5,000	4,626
0.0300	jan-22	7,500	6,340
0.0500	feb-22	12,500	13,518
0.0800	mrt-22	20,000	30,976
0.1200	apr-22	30,000	32,036
	jaar	250,000	272,306



Zonne-project dak Schagerbrug			
% zondex	maand	kWh	
		P50	realisatie
0.1300	mei-21	36,400	39,381
0.1300	jun-21	36,400	42,424
0.1300	jul-21	36,400	40,279
0.1100	aug-21	30,800	32,380
0.1000	sep-21	28,000	24,352
0.0700	okt-21	19,600	13,915
0.0300	nov-21	8,400	6,319
0.0200	dec-21	5,600	3,674
0.0300	jan-22	8,400	5,351
0.0500	feb-22	14,000	11,433
0.0800	mrt-22	22,400	29,248
0.1200	apr-22	33,600	33,960
	jaar	280,000	282,716



Totaal ZON Kennemerwind			
% windex	maand	kWh	
		P50	realisatie
	mei-21	89,700	95,529
	jun-21	89,700	101,566
	jul-21	89,700	97,265
	aug-21	75,900	77,530
	sep-21	69,000	59,095
	okt-21	48,300	34,929
	nov-21	20,700	16,867
	dec-21	13,800	10,308
	jan-22	20,700	14,731
	feb-22	34,500	31,531
	mrt-22	55,200	77,066
	apr-22	82,800	85,744
	jaar	690,000	702,161

