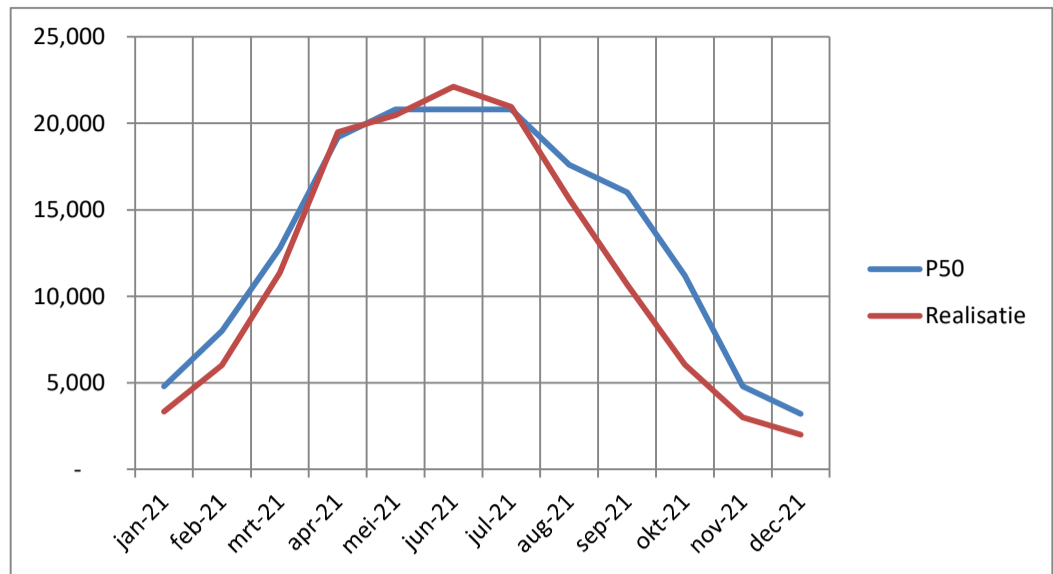
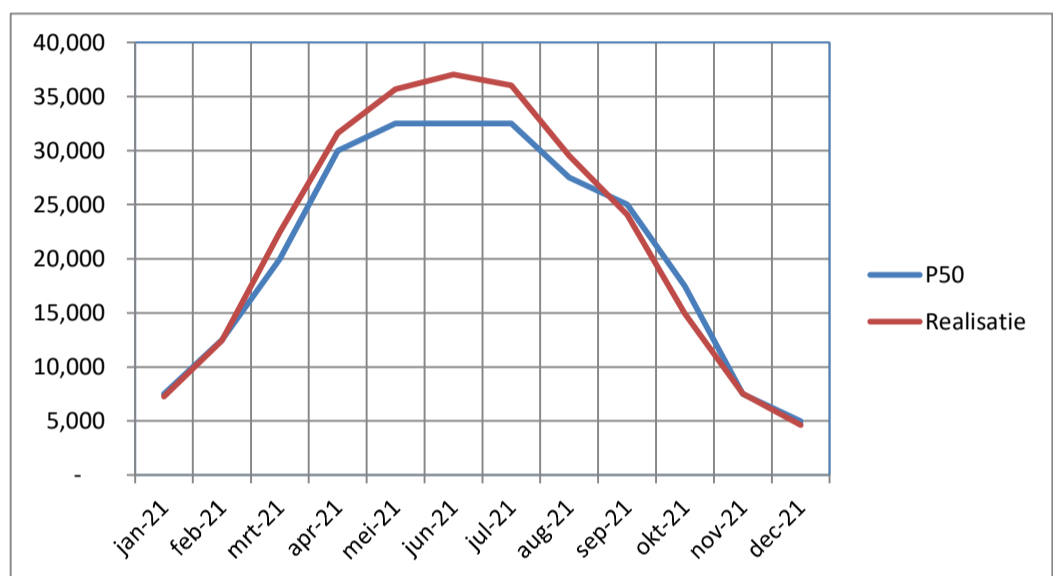


## Kennemerwind: maandelijkse opbrengsten ZON in kWh over heel 2021

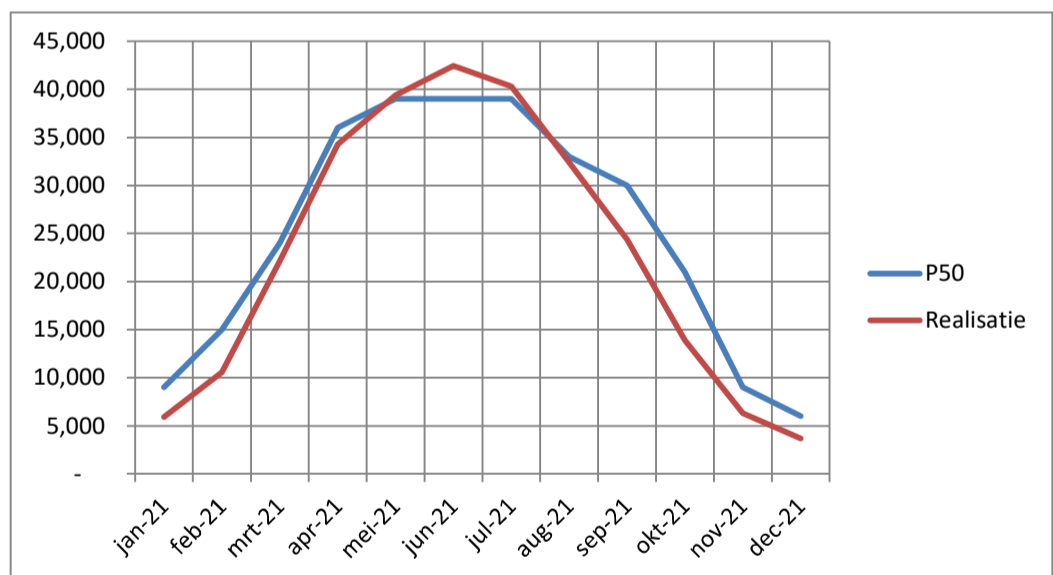
Zonne-project Manege Waarland			
% zondex	maand	kWh	
		P50	realisatie
0.0300	jan-21	4,800	3,331
0.0500	feb-21	8,000	6,021
0.0800	mrt-21	12,800	11,375
0.1200	apr-21	19,200	19,481
0.1300	mei-21	20,800	20,468
0.1300	jun-21	20,800	22,111
0.1300	jul-21	20,800	20,956
0.1100	aug-21	17,600	15,630
0.1000	sep-21	16,000	10,676
0.0700	okt-21	11,200	6,068
0.0300	nov-21	4,800	3,012
0.0200	dec-21	3,200	2,008
	jaar	160,000	141,137



Zonne-project dak Burgerbrug			
% zondex	maand	kWh	
		P50	realisatie
0.0300	jan-21	7,500	7,254
0.0500	feb-21	12,500	12,424
0.0800	mrt-21	20,000	22,477
0.1200	apr-21	30,000	31,602
0.1300	mei-21	32,500	35,680
0.1300	jun-21	32,500	37,031
0.1300	jul-21	32,500	36,030
0.1100	aug-21	27,500	29,520
0.1000	sep-21	25,000	24,067
0.0700	okt-21	17,500	14,946
0.0300	nov-21	7,500	7,536
0.0200	dec-21	5,000	4,626
	jaar	250,000	263,193



Zonne-project dak Schagerbrug			
% zondex	maand	kWh	
		P50	realisatie
0.0300	jan-21	9,000	5,896
0.0500	feb-21	15,000	10,569
0.0800	mrt-21	24,000	22,164
0.1200	apr-21	36,000	34,286
0.1300	mei-21	39,000	39,381
0.1300	jun-21	39,000	42,424
0.1300	jul-21	39,000	40,279
0.1100	aug-21	33,000	32,380
0.1000	sep-21	30,000	24,352
0.0700	okt-21	21,000	13,915
0.0300	nov-21	9,000	6,319
0.0200	dec-21	6,000	3,674
	jaar	300,000	275,639



Totaal ZON Kennemerwind			
% windex	maand	kWh	
		P50	realisatie
	jan-21	21,300	16,481
	feb-21	35,500	29,014
	mrt-21	56,800	56,016
	apr-21	85,200	85,369
	mei-21	92,300	95,529
	jun-21	92,300	101,566
	jul-21	92,300	97,265
	aug-21	78,100	77,530
	sep-21	71,000	59,095
	okt-21	49,700	34,929
	nov-21	21,300	16,867
	dec-21	14,200	10,308
	jaar	710,000	679,969

