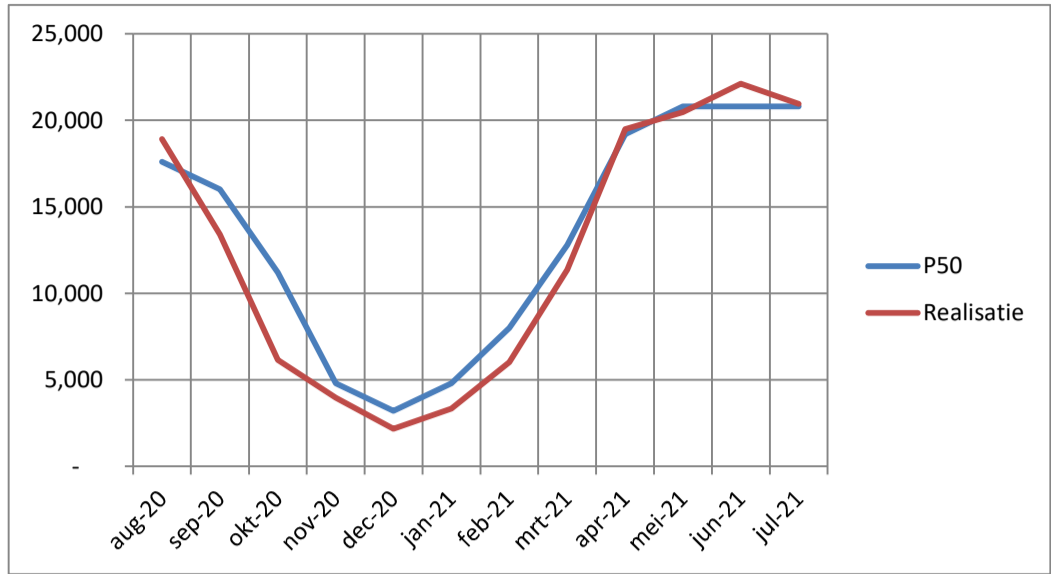
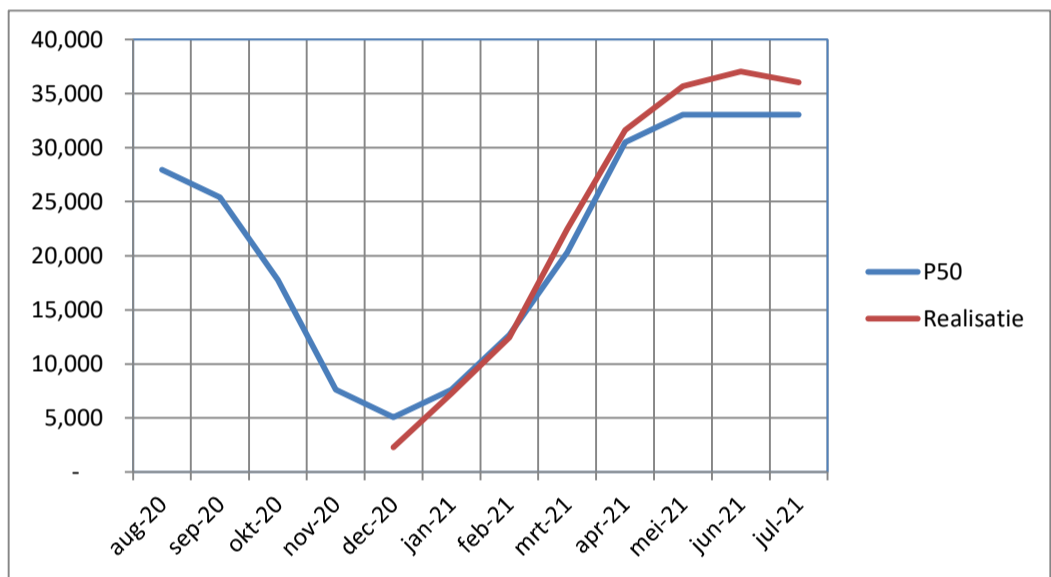


# Kennemerwind: maandelijkse opbrengsten ZON in kWh tot en met juli 2021

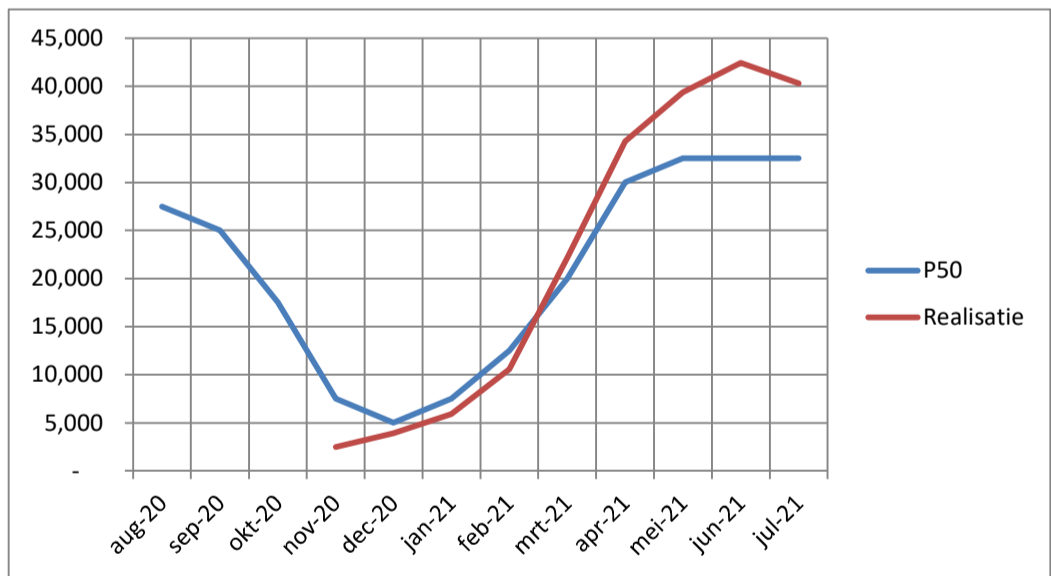
Zonne-project Manege Waarland			
% zondex	maand	kWh	
		P50	realisatie
0.1100	aug-20	17,600	18,906
0.1000	sep-20	16,000	13,409
0.0700	okt-20	11,200	6,147
0.0300	nov-20	4,800	3,967
0.0200	dec-20	3,200	2,164
0.0300	jan-21	4,800	3,331
0.0500	feb-21	8,000	6,021
0.0800	mrt-21	12,800	11,375
0.1200	apr-21	19,200	19,481
0.1300	mei-21	20,800	20,468
0.1300	jun-21	20,800	22,111
0.1300	jul-21	20,800	20,956
	jaar	160,000	148,336



Zonne-project dak Burgerbrug			
% zondex	maand	kWh	
		P50	realisatie
0.1100	aug-20	27,951	
0.1000	sep-20	25,410	
0.0700	okt-20	17,787	
0.0300	nov-20	7,623	
0.0200	dec-20	5,082	2,286
0.0300	jan-21	7,623	7,254
0.0500	feb-21	12,705	12,424
0.0800	mrt-21	20,328	22,477
0.1200	apr-21	30,492	31,602
0.1300	mei-21	33,033	35,680
0.1300	jun-21	33,033	37,031
0.1300	jul-21	33,033	36,030
	jaar	254,100	184,784



Zonne-project dak Schagerbrug			
% zondex	maand	kWh	
		P50	realisatie
0.1100	aug-20	27,511	
0.1000	sep-20	25,010	
0.0700	okt-20	17,507	
0.0300	nov-20	7,503	2,489
0.0200	dec-20	5,002	3,923
0.0300	jan-21	7,503	5,896
0.0500	feb-21	12,505	10,569
0.0800	mrt-21	20,008	22,164
0.1200	apr-21	30,012	34,286
0.1300	mei-21	32,513	39,381
0.1300	jun-21	32,513	42,424
0.1300	jul-21	32,513	40,279
	jaar	250,100	201,411



Totaal ZON Kennemerwind			
% windex	maand	kWh	
		P50	realisatie
	aug-20	73,062	18,906
	sep-20	66,420	13,409
	okt-20	46,494	6,147
	nov-20	19,926	6,456
	dec-20	13,284	8,373
	jan-21	19,926	16,481
	feb-21	33,210	29,014
	mrt-21	53,136	56,016
	apr-21	79,704	85,369
	mei-21	86,346	95,529
	jun-21	86,346	101,566
	jul-21	86,346	97,265
	jaar	664,200	534,531

