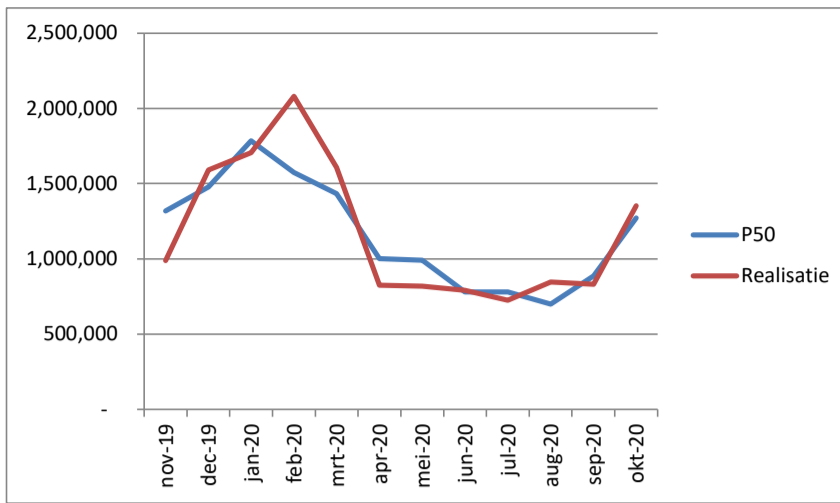
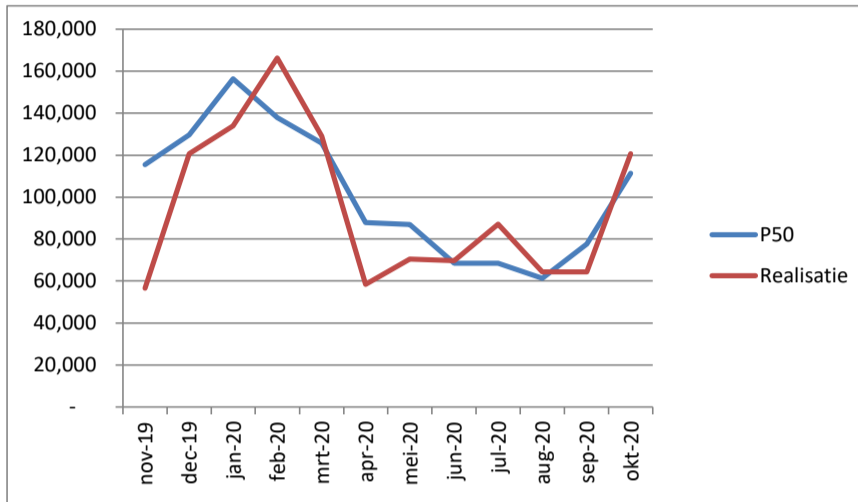


Kennemerwind: maandelijkse opbrengsten in kWh tot en met okt 2020

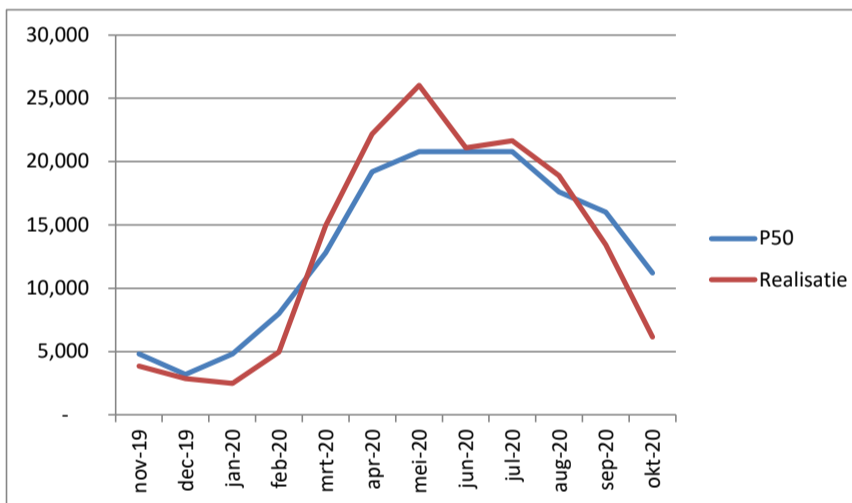
Burgervlotbrug			
% windex	maand	kWh	
		P50	realisatie
0.0941	nov-19	1,317,400	988,904
0.1057	dec-19	1,479,800	1,590,426
0.1274	jan-20	1,783,600	1,704,984
0.1124	feb-20	1,573,600	2,080,264
0.1024	mrt-20	1,433,600	1,608,050
0.0716	apr-20	1,002,400	825,103
0.0708	mei-20	991,200	819,115
0.0558	jun-20	781,200	791,992
0.0558	jul-20	781,200	725,928
0.0500	aug-20	700,000	846,736
0.0633	sep-20	886,200	832,636
0.0908	okt-20	1,271,200	1,352,270
	jaar	14,001,400	14,166,408



Monnik en Windpark Zijpe			
% windex	maand	kWh	
		P50	realisatie
0.0941	nov-19	115,461	56,615
0.1057	dec-19	129,694	120,577
0.1274	jan-20	156,320	133,938
0.1124	feb-20	137,915	166,198
0.1024	mrt-20	125,645	129,056
0.0716	apr-20	87,853	58,364
0.0708	mei-20	86,872	70,439
0.0558	jun-20	68,467	69,772
0.0558	jul-20	68,467	87,131
0.0500	aug-20	61,350	64,377
0.0633	sep-20	77,669	64,270
0.0908	okt-20	111,412	120,750
	jaar	1,227,123	1,141,487



Zonne-project Waarland			
% zondex	maand	kWh	
		P50	realisatie
0.0300	nov-19	4,800	3,845
0.0200	dec-19	3,200	2,864
0.0300	jan-20	4,800	2,482
0.0500	feb-20	8,000	4,971
0.0800	mrt-20	12,800	14,945
0.1200	apr-20	19,200	22,182
0.1300	mei-20	20,800	26,011
0.1300	jun-20	20,800	21,082
0.1300	jul-20	20,800	21,658
0.1100	aug-20	17,600	18,906
0.1000	sep-20	16,000	13,409
0.0700	okt-20	11,200	6,147
	jaar	160,000	158,502



Totaal Kennemerwind			
% windex	maand	kWh	
		P50	realisatie
	nov-19	1,437,661	1,049,364
	dec-19	1,612,694	1,713,867
	jan-20	1,944,720	1,841,404
	feb-20	1,719,515	2,251,433
	mrt-20	1,572,045	1,752,051
	apr-20	1,109,453	905,649
	mei-20	1,098,872	915,565
	jun-20	870,467	882,846
	jul-20	870,467	834,717
	aug-20	778,950	930,019
	sep-20	979,869	910,315
	okt-20	1,393,812	1,479,167
	jaar	15,388,523	15,466,397

