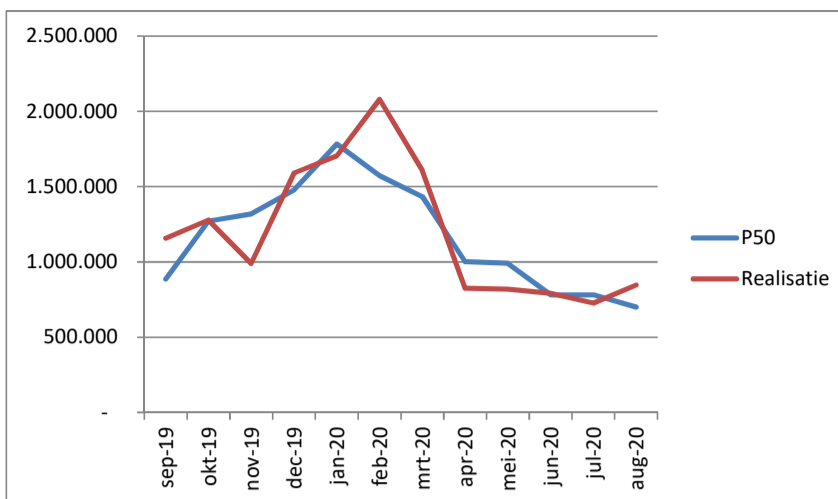
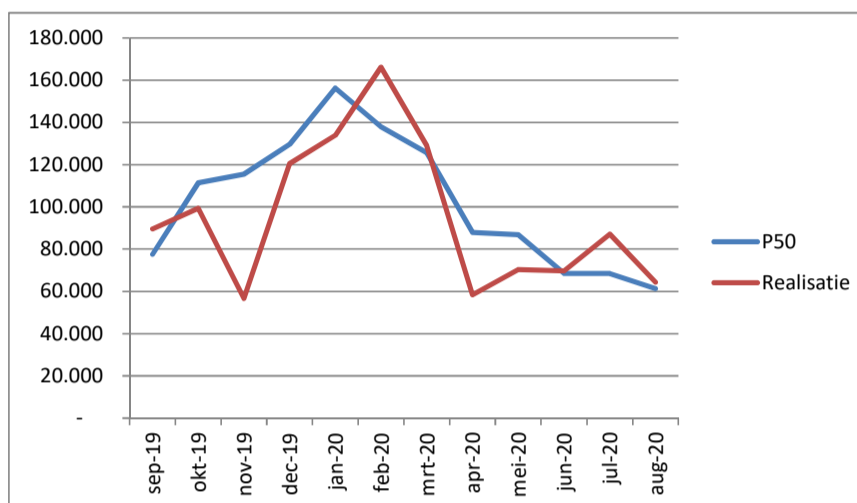


### Kennemerwind: maandelijkse opbrengsten in kWh tot en met aug 2020

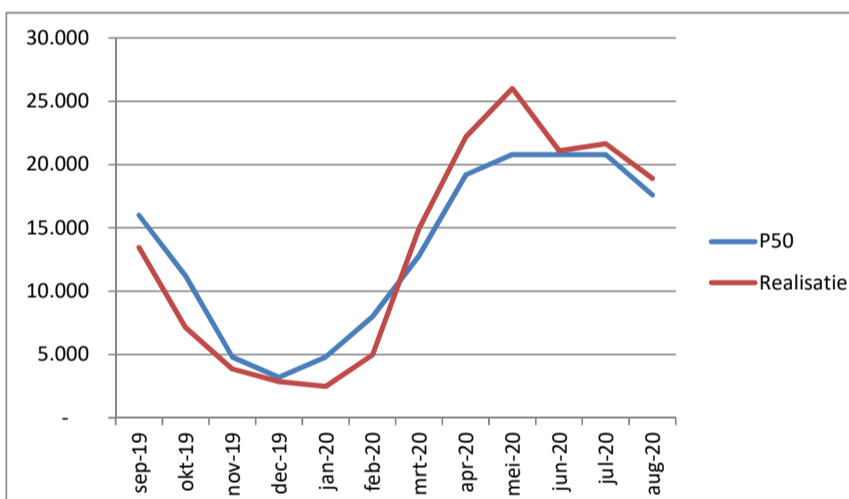
Burgervlotbrug			
% windex	maand	kWh	
		P50	realisatie
0,0633	sep-19	886.200	1.156.756
0,0908	okt-19	1.271.200	1.278.426
0,0941	nov-19	1.317.400	988.904
0,1057	dec-19	1.479.800	1.590.426
0,1274	jan-20	1.783.600	1.704.984
0,1124	feb-20	1.573.600	2.080.264
0,1024	mrt-20	1.433.600	1.608.050
0,0716	apr-20	1.002.400	825.103
0,0708	mei-20	991.200	819.115
0,0558	jun-20	781.200	791.992
0,0558	jul-20	781.200	725.928
0,0500	aug-20	700.000	846.736
	jaar	14.001.400	14.416.684



Monnik en Windpark Zijpe			
% windex	maand	kWh	
		P50	realisatie
0,0633	sep-19	77.669	89.575
0,0908	okt-19	111.412	99.411
0,0941	nov-19	115.461	56.615
0,1057	dec-19	129.694	120.577
0,1274	jan-20	156.320	133.938
0,1124	feb-20	137.915	166.198
0,1024	mrt-20	125.645	129.056
0,0716	apr-20	87.853	58.364
0,0708	mei-20	86.872	70.439
0,0558	jun-20	68.467	69.772
0,0558	jul-20	68.467	87.131
0,0500	aug-20	61.350	64.377
	jaar	1.227.123	1.145.453



Zonne-project Waarland			
% zondex	maand	kWh	
		P50	realisatie
0,1000	sep-19	16.000	13.453
0,0700	okt-19	11.200	7.135
0,0300	nov-19	4.800	3.845
0,0200	dec-19	3.200	2.864
0,0300	jan-20	4.800	2.482
0,0500	feb-20	8.000	4.971
0,0800	mrt-20	12.800	14.945
0,1200	apr-20	19.200	22.182
0,1300	mei-20	20.800	26.011
0,1300	jun-20	20.800	21.082
0,1300	jul-20	20.800	21.658
0,1100	aug-20	17.600	18.906
	jaar	160.000	159.534



Totaal Kennemerwind			
% windex	maand	kWh	
		P50	realisatie
	sep-19	979.869	1.259.784
	okt-19	1.393.812	1.384.972
	nov-19	1.437.661	1.049.364
	dec-19	1.612.694	1.713.867
	jan-20	1.944.720	1.841.404
	feb-20	1.719.515	2.251.433
	mrt-20	1.572.045	1.752.051
	apr-20	1.109.453	905.649
	mei-20	1.098.872	915.565
	jun-20	870.467	882.846
	jul-20	870.467	834.717
	aug-20	778.950	930.019
	jaar	15.388.523	15.721.671

