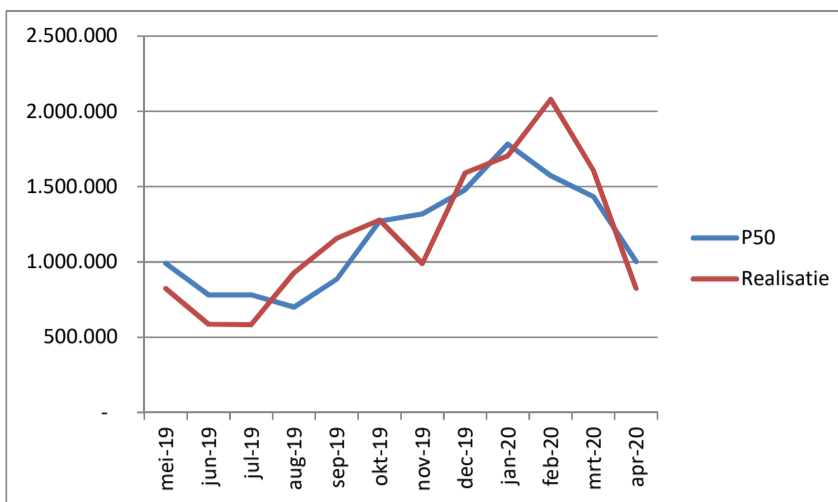
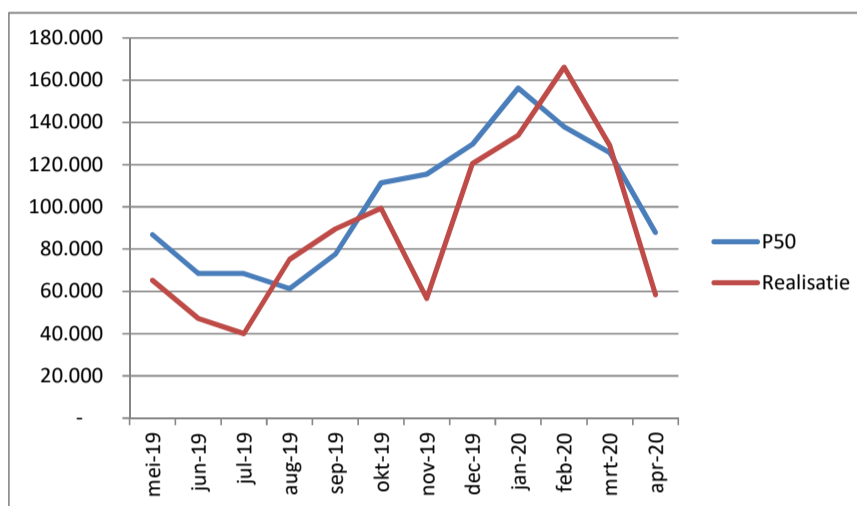


Kennemerwind: maandelijkse opbrengsten in kWh tot en met april 2020

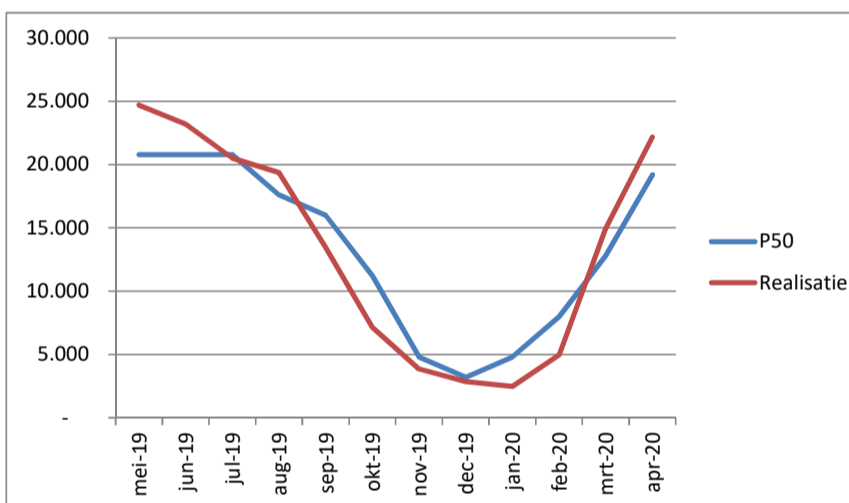
Burgervlotbrug			
% windex	maand	kWh	
		P50	realisatie
0,0708	mei-19	991.200	822.112
0,0558	jun-19	781.200	586.122
0,0558	jul-19	781.200	581.970
0,0500	aug-19	700.000	928.638
0,0633	sep-19	886.200	1.156.756
0,0908	okt-19	1.271.200	1.278.426
0,0941	nov-19	1.317.400	988.904
0,1057	dec-19	1.479.800	1.590.426
0,1274	jan-20	1.783.600	1.704.984
0,1124	feb-20	1.573.600	2.080.264
0,1024	mrt-20	1.433.600	1.608.050
0,0716	apr-20	1.002.400	825.103
	jaar	14.001.400	14.151.755



Monnik en Windpark Zijpe			
% windex	maand	kWh	
		P50	realisatie
0,0708	mei-19	86.872	65.216
0,0558	jun-19	68.467	47.186
0,0558	jul-19	68.467	40.010
0,0500	aug-19	61.350	75.128
0,0633	sep-19	77.669	89.575
0,0908	okt-19	111.412	99.411
0,0941	nov-19	115.461	56.615
0,1057	dec-19	129.694	120.577
0,1274	jan-20	156.320	133.938
0,1124	feb-20	137.915	166.198
0,1024	mrt-20	125.645	129.056
0,0716	apr-20	87.853	58.364
	jaar	1.227.123	1.081.274



Zonne-project Waarland			
% zondex	maand	kWh	
		P50	realisatie
0,1300	mei-19	20.800	24.698
0,1300	jun-19	20.800	23.201
0,1300	jul-19	20.800	20.518
0,1100	aug-19	17.600	19.369
0,1000	sep-19	16.000	13.453
0,0700	okt-19	11.200	7.135
0,0300	nov-19	4.800	3.845
0,0200	dec-19	3.200	2.864
0,0300	jan-20	4.800	2.482
0,0500	feb-20	8.000	4.971
0,0800	mrt-20	12.800	14.945
0,1200	apr-20	19.200	22.182
	jaar	140.800	137.481



Totaal Kennemerwind			
% windex	maand	kWh	
		P50	realisatie
	mei-19	1.098.872	912.026
	jun-19	870.467	656.509
	jul-19	870.467	642.498
	aug-19	778.950	1.023.135
	sep-19	979.869	1.259.784
	okt-19	1.393.812	1.384.972
	nov-19	1.437.661	1.049.364
	dec-19	1.612.694	1.713.867
	jan-20	1.944.720	1.841.404
	feb-20	1.719.515	2.251.433
	mrt-20	1.572.045	1.752.051
	apr-20	1.109.453	905.649
	jaar	15.369.323	15.370.510

