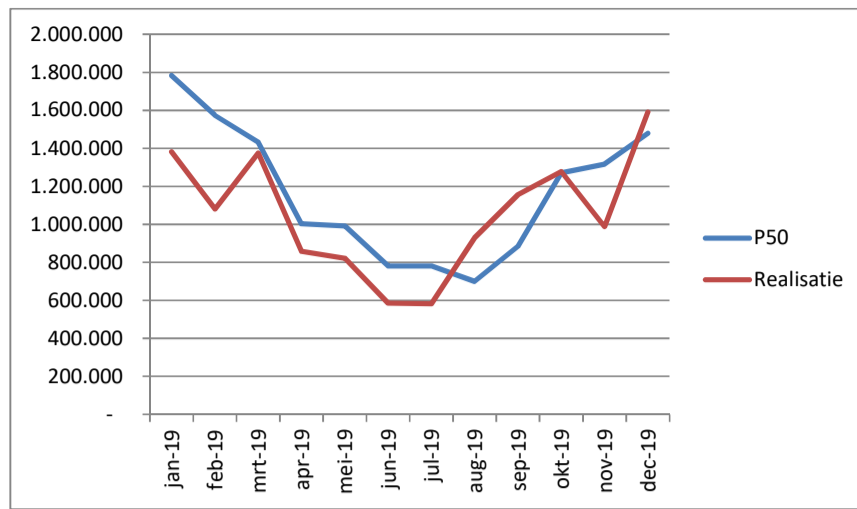
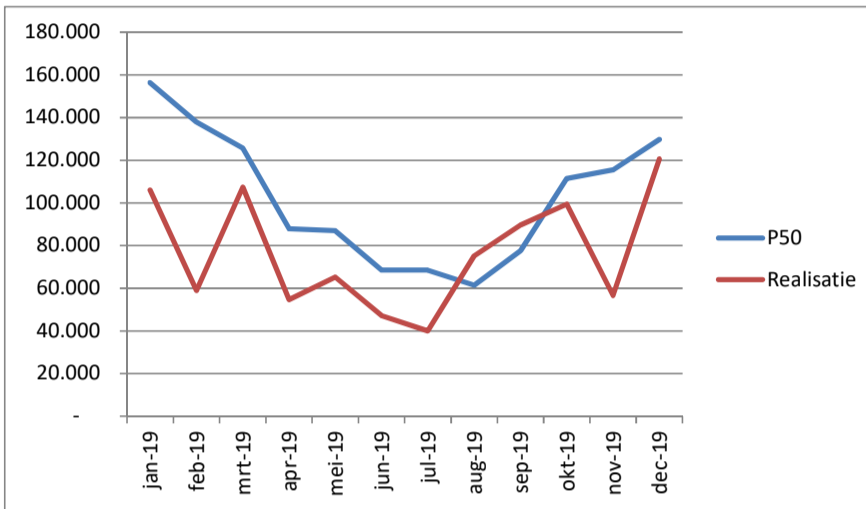


## Kennemerwind: maandelijkse opbrengsten in kWh tot en met december 2019

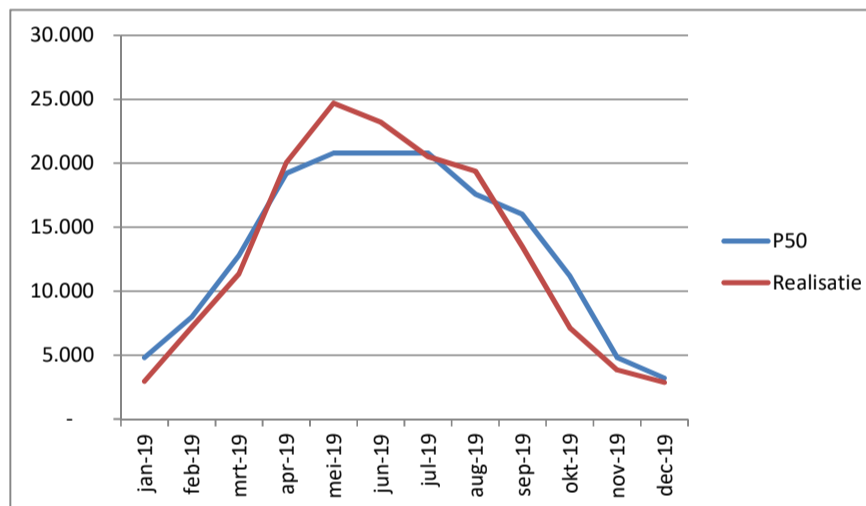
Burgervlotbrug			
% windex	maand	kWh	
		P50	realisatie
0,1274	jan-19	1.783.600	1.382.032
0,1124	feb-19	1.573.600	1.081.312
0,1024	mrt-19	1.433.600	1.375.624
0,0716	apr-19	1.002.400	858.016
0,0708	mei-19	991.200	822.112
0,0558	jun-19	781.200	586.122
0,0558	jul-19	781.200	581.970
0,0500	aug-19	700.000	928.638
0,0633	sep-19	886.200	1.156.756
0,0908	okt-19	1.271.200	1.278.426
0,0941	nov-19	1.317.400	988.904
0,1057	dec-19	1.479.800	1.590.426
	jaar	14.001.400	12.630.338



Monnik en Windpark Zijpe			
% windex	maand	kWh	
		P50	realisatie
0,1274	jan-19	156.320	105.965
0,1124	feb-19	137.915	58.873
0,1024	mrt-19	125.645	107.310
0,0716	apr-19	87.853	54.687
0,0708	mei-19	86.872	65.216
0,0558	jun-19	68.467	47.186
0,0558	jul-19	68.467	40.010
0,0500	aug-19	61.350	75.128
0,0633	sep-19	77.669	89.575
0,0908	okt-19	111.412	99.411
0,0941	nov-19	115.461	56.615
0,1057	dec-19	129.694	120.577
	jaar	1.227.123	920.553



Zonne-project Waarland			
% zondex	maand	kWh	
		P50	realisatie
0,0300	jan-19	4.800	2.947
0,0500	feb-19	8.000	7.185
0,0800	mrt-19	12.800	11.340
0,1200	apr-19	19.200	20.047
0,1300	mei-19	20.800	24.698
0,1300	jun-19	20.800	23.201
0,1300	jul-19	20.800	20.518
0,1100	aug-19	17.600	19.369
0,1000	sep-19	16.000	13.453
0,0700	okt-19	11.200	7.135
0,0300	nov-19	4.800	3.845
0,0200	dec-19	3.200	2.864
	jaar	160.000	156.602



Totaal Kennemerwind			
% windex	maand	kWh	
		P50	realisatie
	jan-19	1.944.720	1.490.944
	feb-19	1.719.515	1.147.370
	mrt-19	1.572.045	1.494.274
	apr-19	1.109.453	932.750
	mei-19	1.098.872	912.026
	jun-19	870.467	656.509
	jul-19	870.467	642.498
	aug-19	778.950	1.023.135
	sep-19	979.869	1.259.784
	okt-19	1.393.812	1.384.972
	nov-19	1.437.661	1.049.364
	dec-19	1.612.694	1.713.867
	jaar	15.388.523	13.707.493

