Kennemerwind: maandelijkse opbrengsten in kWh mei 2014 tot en met april 2015

% windex	Burgervlotbrug molens	P90	P50	kWh realisatie
0,0708	mei-14	863.760	991.200	788.000
0,0558	jun.-14	680.760	781.200	465.000
0,0558	jul.-13	680.760	781.200	660.000
0,0500	aug.-14	610.000	700.000	1.058.000
0,0633	sep.-14	772.260	886.200	520.000
0,0908	okt.-14	1.107.760	1.271.200	1.180.000
0,0941	nov.-14	1.148.020	1.317.400	865.000
0,1057	dec.-14	1.289.540	1.479.800	1.936.000
0,1274	jan.-14	1.554.280	1.783.600	1.812.000
0,1124	feb-15	1.371.280	1.573.600	1.019.000
0,1024	mrt.-15	1.249.280	1.433.600	1.442.000
0,0716	apr.-15	873.520	1.002.400	866.000
	jaar	5.863.320	6.728.400	12.611.000

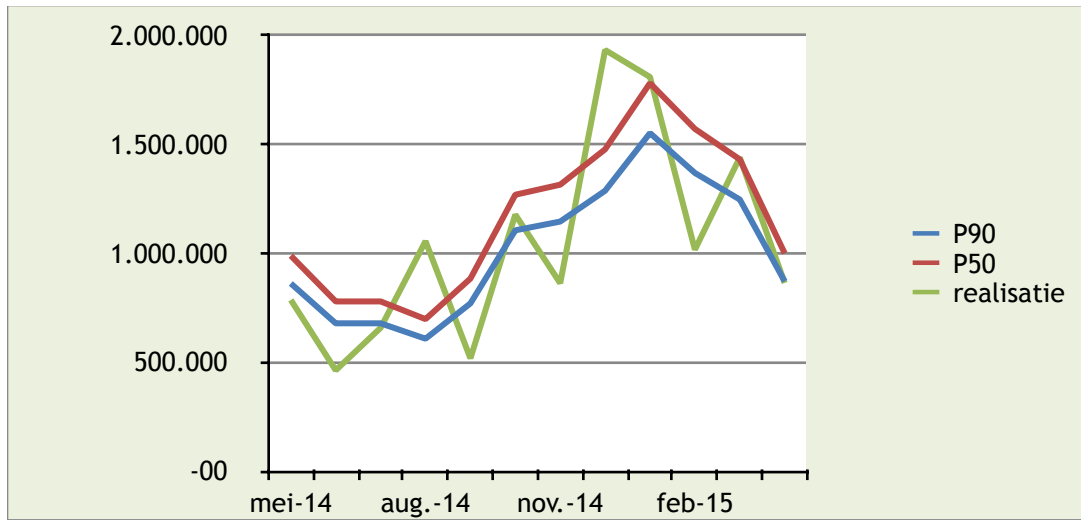

% windex	Lagerwey molens Zijpe	P50	kWh realisatie
0,0708	mei-14	106.200	70.250
0,0558	jun.-14	83.700	38.500
0,0558	jul.-14	83.700	56.800
0,0500	aug.-14	75.000	105.850
0,0633	sep.-14	94.950	41.300
0,0908	okt.-14	136.200	115.300
0,0941	nov.-14	141.150	73.250
0,1057	dec.-14	158.550	216.500
0,1274	jan.-15	191.100	211.000
0,1124	feb.-15	168.600	95.350
0,1024	mrt.-15	153.600	128.950
0,0716	apr.-15	107.400	73.800
	jaar	189.900	717.750

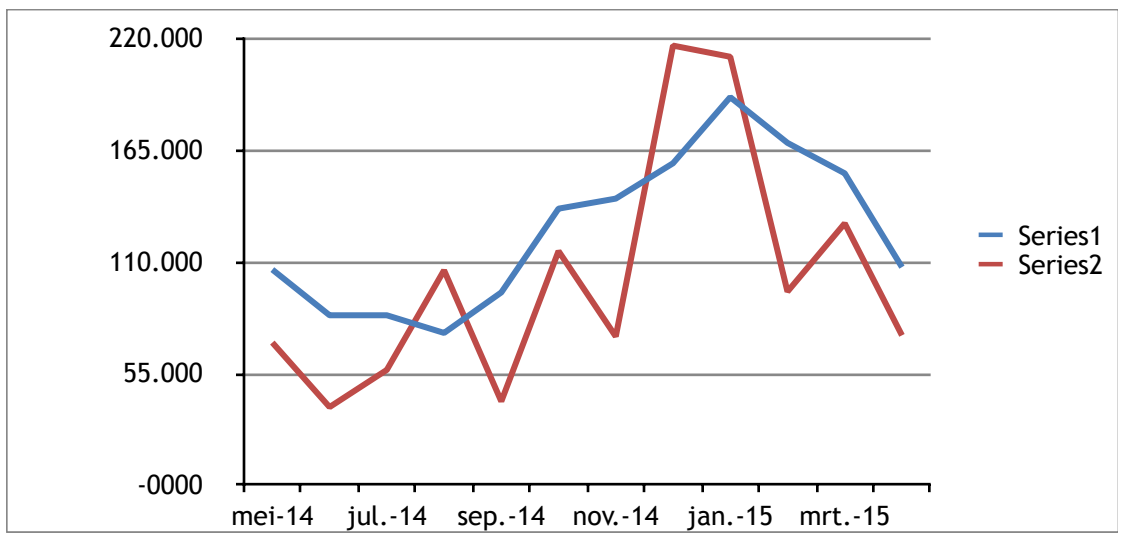
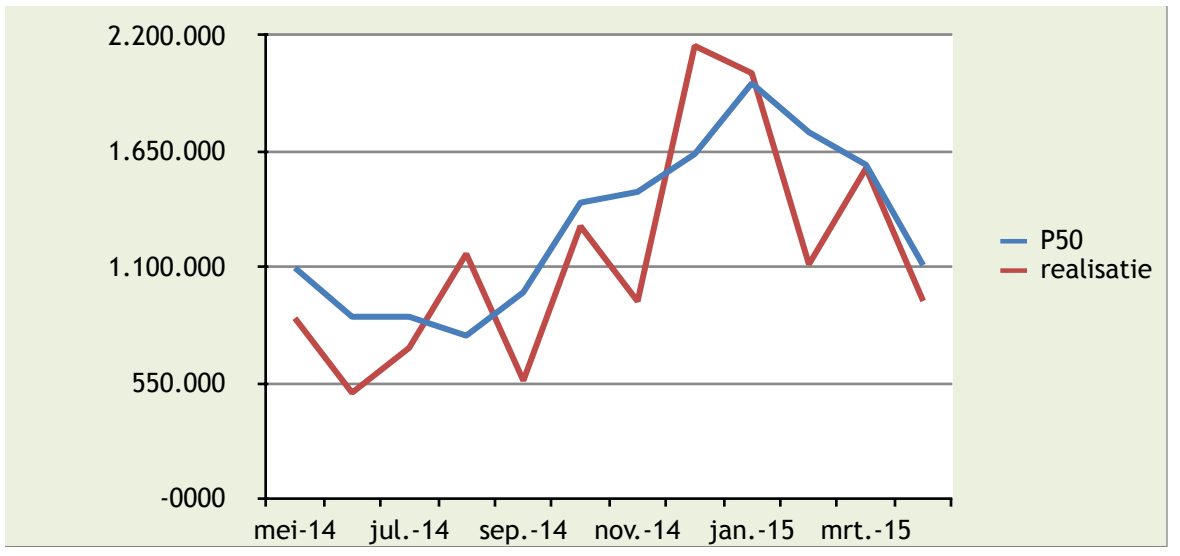
% windex	Totaal Kennemerwind	P50	kWh realisatie
0,0708	mei-14	1.097.400	858.250
0,0558	jun.-14	864.900	503.500
0,0558	jul.-14	864.900	716.800
0,0500	aug.-14	775.000	1.163.850
0,0633	sep.-14	981.150	561.300
0,0908	okt.-14	1.407.400	1.295.300
0,0941	nov.-14	1.458.550	938.250
0,1057	dec.-14	1.638.350	2.152.500
0,1274	jan.-15	1.974.700	2.023.000
0,1124	feb.-15	1.742.200	1.114.350
0,1024	mrt.-15	1.587.200	1.570.950
0,0716	apr.-15	1.109.800	939.800
	jaar	7.449.300	13.328.750